

Momentum Passive Plus Dynamic Portfolio

29 November 2024

For professional advisors only

INVESTMENT OBJECTIVE & STRATEGY

The Momentum Passive Plus Dynamic Portfolio aims to deliver growth in real terms aligned to the risk profile of the solution, with anticipated volatility in the range of 12-15%. The portfolio aims to operate within the 'highest medium' risk profile. The portfolio will invest across a range of asset classes using passive instruments.

INVESTMENT TEAM



Alex Harvey, CFA
Lead Oversight
Senior Portfolio Manager
& Investment Strategist



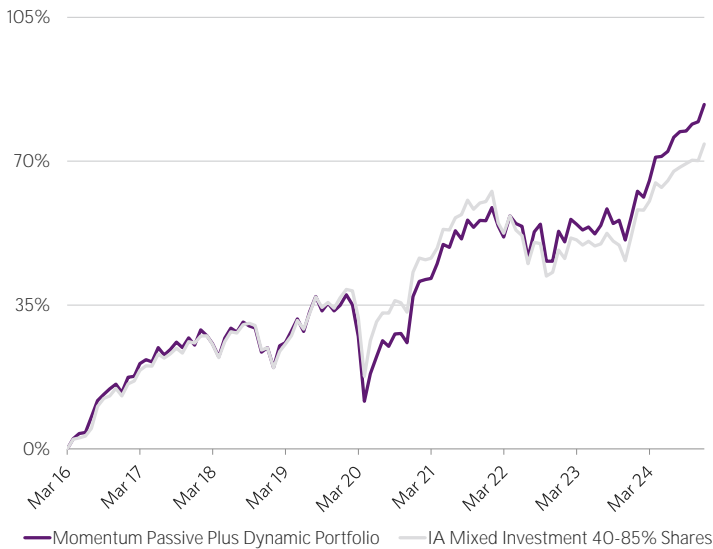
Gregoire Sharma, CFA
Senior Portfolio
& Research Analyst



Gabby Byron
Investment Services
Executive

Our investment approach is team based with all portfolio managers having specific areas of research focus and access to and input from the wider Momentum Global Investments team.

HISTORICAL CUMULATIVE PERFORMANCE SINCE INCEPTION¹



CUMULATIVE PERFORMANCE (%)	1 month	3 months	6 months	1 year	3 years	5 years	Since inception annualised
Portfolio return	2.3	3.7	6.6	17.5	18.2	36.2	7.2
IA Mixed Investment 40-85% Shares	2.4	2.8	5.4	14.8	8.7	27.4	6.5
Difference	(0.1)	0.9	1.2	2.7	9.5	8.8	0.7

DISCRETE ANNUAL PERFORMANCE (%)	30 Nov 2024	30 Nov 2023	30 Nov 2022	30 Nov 2021	30 Nov 2020
Portfolio return	17.5	2.3	(1.7)	13.4	1.6

Source: Morningstar, MGIM
The value of the underlying funds and the income generated from them can go down as well as up, and is not guaranteed. Investors may not get back the original amount invested. The value of investments involving exposure to foreign currencies can be affected by currency exchange rate fluctuations. Past performance is not a guide to future performance.

MONTHLY COMMENTARY

- The upcoming US leadership change intensified global economic and geopolitical uncertainty during the month. President-elect Trump's proposed policies – tax cuts, deregulation, protectionism, and tighter immigration controls – could boost US growth and earnings but they also raise inflation risks, leading to a slower pace of rate cuts from the Fed and strengthening the dollar.
- Outside the US, Europe and China appear vulnerable. Tariff threats could weigh on growth, while Europe's fiscal challenges and political stagnation persist. The UK, despite being less exposed to US tariffs, faces similar high-tax, low-growth dynamics. In contrast, US economic resilience seems likely to continue.
- Global equities remain on track for a second consecutive year of double-digit returns, far outpacing bonds. Gold is the only major asset class to outperform equities, gaining nearly 30% year-to-date, despite falling -2.6% in November. The 'Trump trade' drove the US equity market 7.0% higher in November while most markets in Europe and Asia have drifted lower in recent weeks with global emerging markets falling by -2.6% over the month.
- Elsewhere, bond markets returned 0.5% over the month as measured by the ICE BofA Global Broad Market index, with UK gilts and UK investment grade corporate returning 1.8% and 1.6% respectively. US Treasuries and US investment grade bonds returned 2.0% and 2.5%, with the dollar rising 1.3% against the pound.
- Market expectations have shifted since the election, with US equities climbing, the dollar strengthening, and bond yields rising as inflation forecasts increase. Rate cuts from the Fed are now expected to be slower, with only 3-4 reductions anticipated by end-2025. As the "Trump trade" plays out, investors may adopt a wait-and-see approach heading into the new year.
- While risks remain – potential policy missteps, geopolitical flare-ups, and market overvaluation in areas like crypto and megacap tech – opportunities persist. The bond market sell-off has improved fixed income valuations, while equity valuations outside the US appear attractive. We remain cautiously optimistic for 2025, expecting continued but more volatile equity market gains, driven by a broader range of sectors beyond tech.

Source: Bloomberg Finance LP, MGIM

PLATFORM AVAILABILITY



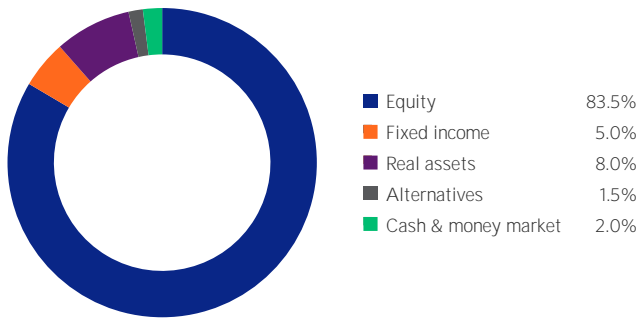
PORTFOLIO RATINGS



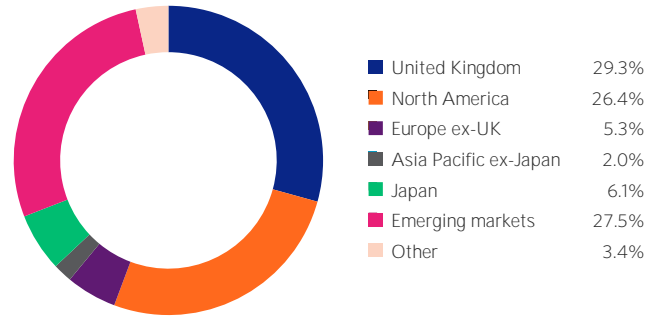
Actual performance may vary subject to the timely execution of orders.

Sources: Morningstar, MGIM, unless otherwise stated. ¹The Momentum Passive Plus Portfolios' returns are net of the AMC and underlying fund charges but do not take into account the platform provider's charges. Performance may also differ depending upon which platform is used to access the Momentum Passive Plus Portfolios due to different rebates and fees agreed with the Fund Manager by the Platforms.

ASSET ALLOCATION



GEOGRAPHIC ALLOCATION



Allocations subject to change. Source: MGIM

TOP TEN HOLDINGS

HOLDING	Percentage
1. Vanguard FTSE UK All Share Index	28.5%
2. Fidelity Index World	27.5%
3. Vanguard Emerging Markets Stock Index	23.5%
4. L&G Global Infrastructure Index	4.0%
5. Fidelity Index Japan	4.0%
6. iShares Environment & Low Carbon Tilt Real Estate Index	4.0%
7. L&G Emerging Markets Government Bond	4.0%
8. Neuberger Berman Uncorrelated Strategies	1.5%
9. Redwheel Global Convertibles	1.0%
10. -	-

PORTFOLIO DETAILS

PORTFOLIO DETAILS	
Investment manager	Momentum Global Investment Management Limited (MGIM)
Inception	1 March 2016
Currency	GBP
Minimum investment	£1,000
Investment timeframe	6 years +
Target volatility	10-14%
Benchmark	IA Mixed Investment 40-85% Shares
AMC	0.15%
OCF ²	0.32%

Source: MGIM

²As at 30.06.2024, 0.32% of the Net Asset Value of the portfolio was incurred as charges, levies and fees related to the management of the portfolio. The ratio does not include platform provider's charges.

CONTACT US

STEVE HUNTER
Head of Business Development
D 0151 906 2481 M 07470 478 974
E steve.hunter@momentum.co.uk

JONATHAN GARNER
Business Development Consultant
D 0151 906 2479 M 07469 392 164
E jonathan.garner@momentum.co.uk

ALISTAIR YEOMAN
Business Development Consultant
D 020 7618 1785 M 07789 745 214
E alistair.yeoman@momentum.co.uk

EMMA CLIFT
Head of Distribution Services
D 020 7618 1806
E distributionservices@momentum.co.uk

IMPORTANT INFORMATION

Prior to 15.04.2024 the Momentum Passive Plus Dynamic Portfolio was known as pi Dynamic Portfolio. Fact sheet geographic allocation percentages are in some cases based on the normalised (or benchmark) asset allocations of investee funds, as opposed to the actual exposures of those funds at the date of the fact sheet. This reflects the expected average allocation over time which will result from decisions to hold particular funds.

This material is confidential and is intended solely for the use of the person or persons to whom it is given or sent and may not be reproduced, copied or given, in whole or in part, to any other person. It is not an invitation to subscribe and is by way of information only. Nothing contained herein constitutes investment, legal, tax or other advice nor is it to be solely relied on in making an investment or other decision. If you are considering investing in the Momentum Passive Plus Portfolios ("Portfolios") clients should consult a suitably qualified and approved Financial Adviser. The performance shown represents performance of the Portfolios that are periodically restructured and rebalanced based on the impact of material, economic and market factors that influence MGIM's decision-making on asset allocation. The Portfolios are applied to client accounts by the platform provider but it may take some time for the client accounts to mirror the performance of the Portfolios. It is for this reason that client accounts may not have achieved exactly the same returns as the Portfolios. The performance of the Portfolios is based on the actual performance of the underlying funds included in the portfolios. These performance figures have not been audited by an external body. The value of investments may go down as well as up and the value will depend on fluctuations in financial markets outside MGIM's control, as a result an investor may not get back the amount invested. Past performance is not indicative of future performance and reference to a security is not a recommendation to buy or sell that security. Portfolio ratings: Defaqto is a financial information business.

This material is issued and approved by MGIM, authorised and regulated by the Financial Conduct Authority (FCA). MGIM is registered in England and Wales No. 03733094. Registered Office: The Rex Building, 62 Queen Street, London EC4R 1EB.