

Momentum Passive Plus Cautious Portfolio

30 April 2026

For professional advisors only

Investment objective & strategy

The Momentum Passive Plus Cautious Portfolio aims to deliver growth in real terms aligned to the risk profile of the solution, with anticipated volatility in the range of 4-7%. The portfolio aims to operate within the 'low' risk profile. The portfolio will invest across a range of asset classes using passive instruments.

Investment team



Alex Harvey, CFA
Lead Oversight
Senior Portfolio Manager
& Investment Strategist



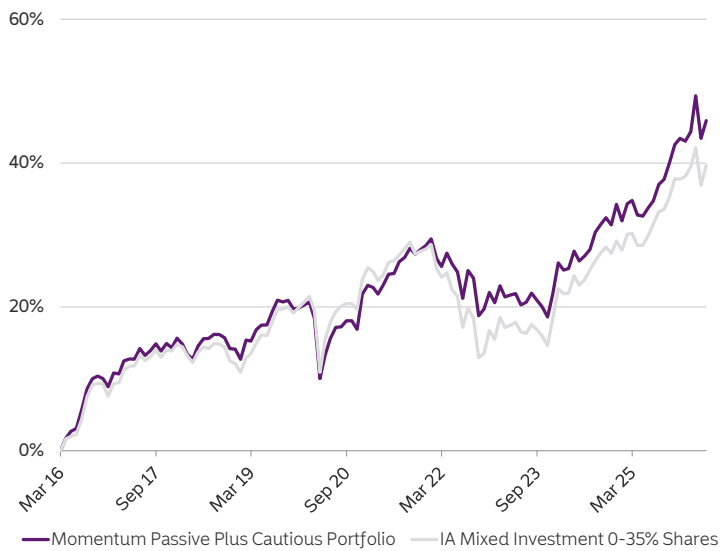
Gregoire Sharma, CFA
Senior Portfolio
& Research Analyst



Gabby Byron
Client Portfolio
Manager

Our investment approach is team based with all portfolio managers having specific areas of research focus and access to and input from the wider Momentum Global Investments team.

Historical cumulative performance since inception¹



Cumulative performance (%)	1 month	3 months	6 months	1 year	3 years	5 years	Since inception annualised
Portfolio return	1.7	1.1	2.3	10.0	19.7	17.1	3.8
IA Mixed Investment 0-35% Shares	2.0	0.2	1.2	8.6	19.2	11.5	3.3
Difference	-0.3	+0.9	+1.1	+1.4	+0.5	+5.6	+0.5

Discrete annual performance (%)	Apr 25 - Apr 26	Apr 24 - Apr 25	Apr 23 - Apr 24	Apr 22 - Apr 23	Apr 21 - Apr 22
Portfolio return	10.0	4.9	3.7	(3.3)	1.2

Source: Morningstar, MGIM

The value of the underlying funds and the income generated from them can go down as well as up, and is not guaranteed. Investors may not get back the original amount invested. The value of investments involving exposure to foreign currencies can be affected by currency exchange rate fluctuations. Past performance is not a guide to future performance.

Monthly commentary

- After a difficult first quarter, markets rebounded strongly in April as a tentative ceasefire and renewed US-Iran dialogue lifted sentiment and triggered a sharp rally in risk assets. Geopolitics briefly took a back seat to the dominant tech and AI narrative that has driven markets in recent years, even though underlying tensions in the Middle East remained largely unresolved. The Strait of Hormuz stayed effectively closed, regional conflicts persisted, and oil prices remained elevated. Brent Crude is still near double its start-of-year level and futures are implying \$100 oil through September, posing a potential headwind to growth and earnings. Nonetheless, investors welcomed the relative calm, with "not worse" news proving supportive.
- Performance was broadly positive across asset classes. Global equities rose 6.7%, marking one of the strongest monthly gains in decades. Growth significantly outperformed value (9.4% vs 4.3%), while quality delivered 6.1%, though more defensive segments lagged. Technology led markets higher, with the Nasdaq and 'Mag 7' up almost 12%. Asian and emerging markets also performed strongly, supported by outsized gains in semiconductor names such as SK Hynix, which helped drive Korea's KOSPI up over 30%. Despite the risk-on backdrop, bond markets were relatively resilient as easing inflation expectations provided support. Credit performed well, with spreads tightening across both corporate and emerging markets.
- Real assets and alternatives also delivered positive returns, while gold declined modestly, reflecting limited demand for traditional hedges in a strong risk environment. Energy prices eased slightly over the month, although remained elevated in absolute terms. In the UK, relations with the US appeared to stabilise following a successful state visit, offering a temporary reprieve from recent political tensions.
- We enter May with improved momentum. Portfolios remain well diversified with a broadly constructive risk stance. While valuations have risen in parts of the market, we continue to emphasise staying invested amid rapidly shifting sentiment. A diversified, style balanced global equity allocation remains central, with elevated concentration in markets enhancing the opportunity for active management, even if headline index returns moderate from here.

Source: Bloomberg Finance LP, MGIM

Platform availability



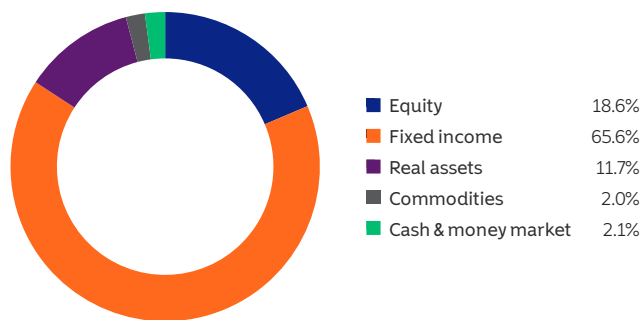
Portfolio ratings



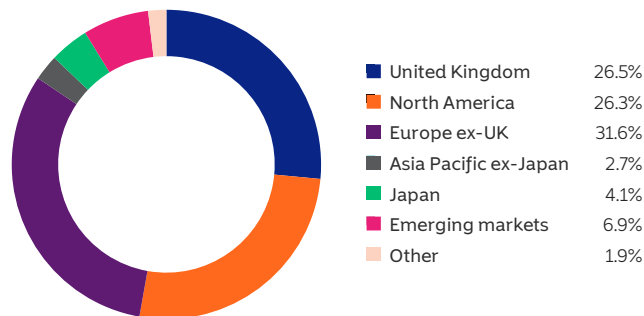
Actual performance may vary subject to the timely execution of orders, platform fees and availability of funds and share classes.

Sources: Morningstar, MGIM, unless otherwise stated. 'The Momentum Passive Plus Portfolios' returns are net of the AMC and underlying fund charges but do not take into account the platform provider's charges. Performance may also differ depending upon which platform is used to access the Momentum Passive Plus Portfolios due to different rebates and fees agreed with the Fund Manager by the Platforms.

Asset allocation



Geographic allocation



Asset allocation includes a look-through analysis of multi-asset holdings. Allocations subject to change and rounding errors. Source: MGIM

Top ten holdings

Holding	Weight
1. Vanguard UK Short-Term Investment Grade Bond Index	22.5%
2. iShares UK Gilts All Stocks Index	13.5%
3. Vanguard US Government Bond Index	10.0%
4. Fidelity Index World	8.0%
5. L&G Global Infrastructure Index	5.5%
6. Vanguard Euro Government Bond Index	5.5%
7. L&G Global Inflation Linked Bond Index	5.0%
8. iShares Environment & Low Carbon Tilt Real Estate Index	5.0%
9. Artemis Short-Dated Global High Yield Bond	3.5%
10. L&G S&P 500 US Equal Weight Index	3.0%

Portfolio details

Portfolio details	
Investment manager	Momentum Global Investment Management Limited (MGIM)
Inception	1 March 2016
Currency	GBP
Minimum investment	£1,000
Investment timeframe	4 years +
Target volatility	5-8%
Benchmark	IA Mixed Investment 0-35% Shares
AMC	0.15%
OCF ²	0.32%

²As at 31.03.2026, 0.32% of the Net Asset Value of the portfolio was incurred as charges, levies and fees related to the management of the portfolio. The ratio does not include platform provider's charges.

Source: MGIM

Contact us

Steve Hunter
Head of Business Development
D 0151 906 2481 M 07470 478 974
E steve.hunter@momentum.co.uk

Jonathan Garner
Business Development Consultant
D 0151 906 2479 M 07469 392 164
E jonathan.garner@momentum.co.uk

Emma Clift
Head of Distribution Services
D 020 7618 1806
E distributionservices@momentum.co.uk

Important information

Prior to 15.04.2024 the Momentum Passive Plus Cautious Portfolio was known as pi Cautious Portfolio.

Fact sheet geographic allocation percentages are in some cases based on the normalised (or benchmark) asset allocations of investee funds, as opposed to the actual exposures of those funds at the date of the fact sheet. This reflects the expected average allocation over time which will result from decisions to hold particular funds.

This material is confidential and is intended solely for the use of the person or persons to whom it is given or sent and may not be reproduced, copied or given, in whole or in part, to any other person. It is not an invitation to subscribe and is by way of information only. Nothing contained herein constitutes investment, legal, tax or other advice nor is it to be solely relied on in making an investment or other decision. If you are considering investing in the Momentum Passive Plus Portfolios ("Portfolios") clients should consult a suitably qualified and approved Financial Adviser. The performance shown represents performance of the Portfolios that are periodically restructured and rebalanced based on the impact of material, economic and market factors that influence MGIM's decision-making on asset allocation. The Portfolios are applied to client accounts by the platform provider but it may take some time for the client accounts to mirror the performance of the Portfolios. It is for this reason that client accounts may not have achieved exactly the same returns as the Portfolios. The performance of the Portfolios is based on the actual performance of the underlying funds included in the portfolios. These performance figures have not been audited by an external body. The value of investments may go down as well as up and the value will depend on fluctuations in financial markets outside MGIM's control, as a result an investor may not get back the amount invested. Past performance is not indicative of future performance and reference to a security is not a recommendation to buy or sell that security. Portfolio ratings: Defaqto is a financial information business. Profile published 20.03.2026 by Distribution Technology based on data and information as at 31.12.2025.

This material is issued and approved by MGIM, authorised and regulated by the Financial Conduct Authority (FCA). MGIM is registered in England and Wales No. 03733094. Registered Office: 3 More London Riverside, London SE1 2AQ.