

Momentum Real Assets Growth & Income Fund Class R GBP Acc

30 May 2025

This is a marketing communication for professional advisors only

Investment objective*

The portfolio aims to achieve a total return of at least 7% per annum including income of at least 3% per annum over the recommended minimum investment horizon (6 years).

The Fund will be actively managed, seeking to achieve its investment objective or gaining exposure to 'real assets' such as real estate or infrastructure related assets by primarily investing in listed companies, including Investment Trusts and Real Estate Investment Trusts (REITs), collective investment schemes and other similar schemes. This encompasses a range of asset classes and currencies in varying proportions over time, with an overall bias towards asset classes that have the potential for capital growth.

Lead portfolio managers

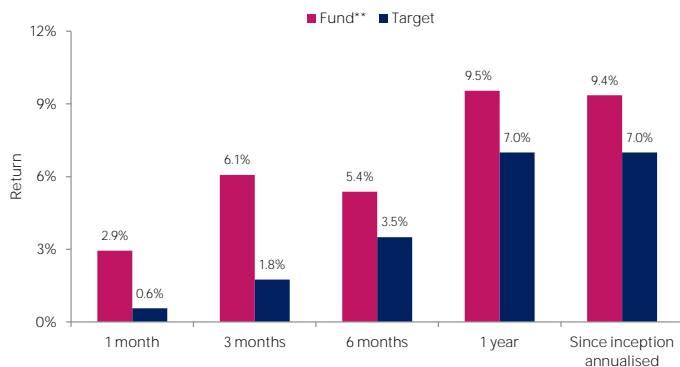


Richard Parfect

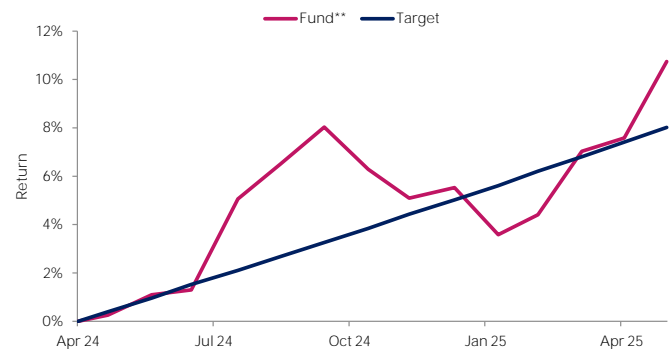


Gary Moglione

Fund performance



Cumulative returns



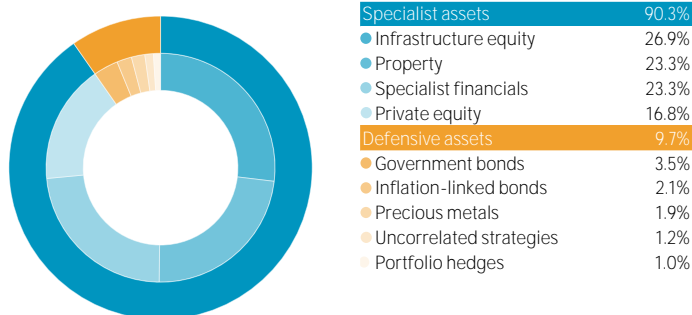
Cumulative performance (%)

	1 mth	YTD	1 yr	3 yrs	5 yrs	Since inception	Current yield***
Fund**	2.9	4.9	9.5	-	-	10.7	5.6
Target	0.6	2.9	7.0	-	-	8.0	3.0

Discrete annual performance (%)

May 24 - May 25	May 23 - May 24	May 22 - May 23	May 21 - May 22	May 20 - May 21
9.5	-	-	-	-

Strategy allocation



Manager commentary

- Markets rallied in May despite a volatile backdrop dominated by renewed tariff tensions, resilient inflation and rising bond yields. Sentiment improved as the US softened its trade stance, agreeing a 90-day negotiation window with China and postponing proposed tariffs on EU goods. This helped ease recession fears and supported risk appetite.
- Specialist assets performed strongly over the month amid a broader rotation into risk assets, while bond markets remained under pressure from sticky inflation and debt concerns.
- Key performers included Molten Ventures in private equity, DP Aircraft within specialist financials, and Cordiant Digital Infrastructure.
- Over the month, we introduced the Downing Renewables and Infrastructure Trust (DORE), which invests in a diversified portfolio of renewable energy and infrastructure assets across the UK, Ireland and Northern Europe. Its holdings include hydro power plants, solar PV installations, electricity distribution and grid stabilisation assets, providing strong geographic and asset-type diversification. Despite market volatility, DORE's net asset value (NAV) has held up well and offers an attractive 7% dividend yield, while trading at a significant discount to NAV, providing potential for capital uplift.
- While the immediate tariff threats have faded, the path ahead remains unpredictable. We recognise the wide range of potential outcomes given current uncertainties, and firmly believe that diversification will be vital, but volatility will create opportunities to add to risk in our portfolios, albeit with caution and patience in the short term.

Platform availability

7IM

AJBell

AVIVA

HARGREAVES
LANSDOWN

true potential

wealthtime

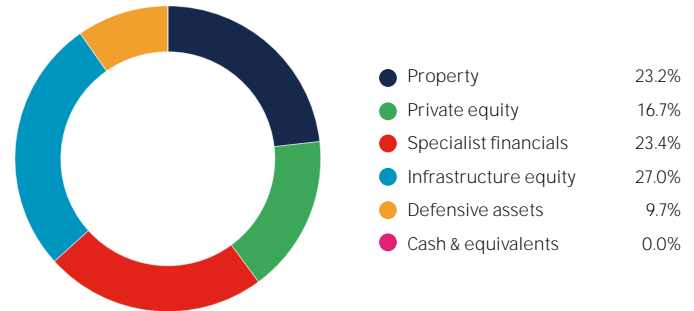
*Important Information - All data sourced from Momentum Global Investment Management, J.P. Morgan SE - Luxembourg Branch. Past performance is not a guide to future performance. Allocations subject to change. *There can be no assurance that the Fund will achieve its investment objective. Please refer to the Prospectus for full details of the Fund, its charges, the investment objective and investment policy. **Performance figures prior to the inception date of the Class R GBP Acc share, 08.11.24, have been simulated by adjusting Class M GBP Acc share's past performance to reflect its prevailing fees and are shown in GBP terms. The simulated performance is based on the performance of the longest track record share class since the Fund launch. ***Current yield is the weighted average forward twelve-month yield of the underlying holdings. This does not include underlying fund charges.*

Portfolio holdings

Top 20 holdings

Sequoia Economic Infrastructure Income	4.6%
Gore Street Energy Storage	4.2%
Foresight Environmental Infrastructure	4.1%
3i Infrastructure	4.0%
Life Science REIT	4.0%
International Public Partnerships	3.9%
LondonMetric Property	3.9%
Greencoat UK Wind	3.7%
Doric Nimrod Air Three	3.7%
AEW UK REIT	3.7%
Oakley Capital Investments	3.5%
Real Estate Credit Investments	3.5%
Cordiant Digital Infrastructure	3.5%
BioPharma Credit	3.4%
Achilles Investment Company	3.2%
Fair Oaks Income	3.2%
New River REIT	3.1%
Segro	3.1%
PRS REIT	2.9%
Chrysalis Investments	2.8%

Sources of income generation



Key information

Investment manager	Momentum Global Investment Management
Structure	MGF SICAV - Part I Luxembourg 2010 Law (UCITS)
Inception date (Fund)	09 April 2024
Inception date (R GBP Acc)	08 November 2024
Currency	GBP
Income distribution	Accumulation (Income share classes available)
Dealing frequency	Daily
Minimum investment	USD 7,500 (GBP equivalent)
Investment horizon	6 years +

ISIN	LU2767484087
SEDOL	BR56915
AMC	0.50%
OCF ⁱ	0.82%
Target return	7% per annum
MGF SICAV AUM	GBP 2,616.8 million
Fund AUM	GBP 16.5 million
Price per share (NAV) at 30.05.25	GBP 104.91

Contact us

Steve Hunter
Head of Business Development
D 0151 906 2481 M 07470 478 974
E steve.hunter@momentum.co.uk

Jonathan Garner
Business Development Consultant
D 0151 906 2479 M 07469 392 164
E jonathan.garner@momentum.co.uk

Emma Clift
Head of Distribution Services
D 020 7618 1806
E distributionservices@momentum.co.uk

ⁱAs at 31.03.25. The OCF (Ongoing Charges Figure) is the total expenses paid by the Fund, annualised, against its average net asset value. The OCF will fluctuate as the average net assets and costs change.

Important Information - All data sourced from Momentum Global Investment Management, J.P. Morgan SE - Luxembourg Branch. Allocations subject to change. The value of the underlying funds and the income generated from them can go down as well as up and is not guaranteed. Investors may not get back the original amount invested. The value of investments involving exposure to foreign currencies can be affected by currency exchange rate fluctuations. Past performance is not a guide to future performance. Performance is calculated on a total return basis, net of all fees.

This fund fact sheet is a marketing communication. This document does not provide all the facts needed to make an informed investment decision. Prior to investing, investors should read the Key Investor Information Document (KIID) / Key Information Document (KID) and seek professional investment advice where appropriate. KIIDs/KIDs and the Prospectus are available in English at momentum.co.uk. This financial promotion is issued by Momentum Global Investment Management Limited (MGIM), who is the Investment Manager, Promoter and Distributor for the MGF SICAV.

This Fund is a sub-fund of the MGF SICAV, which is domiciled in Luxembourg and regulated by the Commission de Surveillance du Secteur Financier. The Fund conforms to the requirements of the European UCITS Directive. Either MGIM or FundRock Management Company S.A., the Management Company, may terminate arrangements for marketing under the denotification process in the new Cross-border Distribution Directive (Directive EU) 2019/1160. MGIM is registered in England and Wales No. 03733094. Registered Office: The Rex Building, 62 Queen Street, London EC4R 1EB. MGIM is authorised and regulated by the Financial Conduct Authority No. 232357.