

VT Momentum Diversified Cautious Fund (A)

29 November 2024

For professional advisors only

INVESTMENT OBJECTIVE & STRATEGY

The VT Momentum Diversified Cautious Fund aims to deliver a real return for investors over the medium to long term of CPI +3% net of fees, with anticipated volatility in the range of 4-7%. The Fund aims to operate within the 'low' risk profile as defined by Distribution Technology, the independent fund rating agency. The Fund will invest across a range of asset classes using third party investment funds, and is classified in the IA Mixed Investment 0-35% Shares sector. The minimum investment horizon for the Fund should be thought of as four years.

INVESTMENT TEAM (SINCE 01.12.2022)



Tom Delic
Lead Oversight
Portfolio Manager



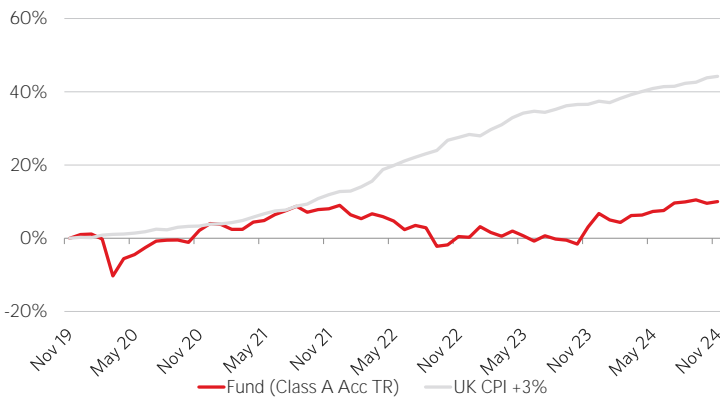
Gary Moglione
Portfolio Manager



Richard Perfect
Portfolio Manager

Our investment approach is team based with all portfolio managers having specific areas of research focus and access to and input from the wider Momentum Global Investments team.

FIVE YEAR HISTORICAL CUMULATIVE PERFORMANCE



Sources: Morningstar, Valu-Trac Investment Management, MGIM.
Fund performance is calculated on a total return basis, net of all fees and in GBP terms. The value of the underlying funds and the income generated from them can go down as well as up, and is not guaranteed. Investors may not get back the original amount invested. The value of investments involving exposure to foreign currencies can be affected by currency exchange rate fluctuations. Past performance is not a guide to future performance.

CUMULATIVE PERFORMANCE (%)	1 month	3 months	6 months	1 year	3 years	5 years	Since inception ¹ annualised
Fund return Class A Acc TR	0.4	0.0	2.5	6.7	1.8	10.0	2.7
UK CPI +3%	0.3	1.3	2.4	5.6	28.9	44.2	5.9
Difference	0.1	(1.3)	0.1	1.1	(27.1)	(34.2)	(3.2)

DISCRETE ANNUAL PERFORMANCE (%)	30 Nov 2024	30 Nov 2023	30 Nov 2022	30 Nov 2021	30 Nov 2020
Fund return Class A Acc TR	6.7	2.6	(7.0)	5.8	2.1

VOLATILITY (%) (since inception, annualised)	Anticipated range	Realised ¹
Fund volatility Class A Acc TR	4-7	5.7

MONTHLY COMMENTARY

- Within UK equities, top performers included Diversified Energy Company, Burberry Group, Mobico Group, OSB Group and Games Workshop.
- Diversified Energy Company reported strong Q3 2024 results, with an adjusted EBITDA of \$115m and \$47m in free cash flow, reflecting a 49% adjusted EBITDA margin. The company also successfully reduced its debt principal by \$155m and returned around \$85m to shareholders, highlighting financial discipline and shareholder focus.
- Mobico Group reported a 12% increase in Q3 revenue, with the group on track to achieve an adjusted operating profit of £185-205m for FY24. The company also raised its FY24 cost-saving target to £40m and is advancing its organic deleveraging plans, further enhancing its financial stability.
- Games Workshop shares reacted positively after a trading update exceeded expectations, with forecasted H1 core revenue of over £260m (up from £235.6m last year), and licensing revenue more than doubling to at least £30m. Profit before tax is also expected to reach £120m.
- Burberry Group reported H1 revenue slightly ahead of consensus estimates, and an adjusted operating loss less than forecasted. On a positive note, the group introduced its 'Burberry Forward' plan to boost brand appeal and long-term value creation. Despite Q2 challenges, the company received upgrades from analysts, driven by optimism around its cost-saving initiatives targeting £40m annually.
- OSB Group showed resilience amid mixed Q3 results. While loan originations declined year-on-year, net loans increased by 2% in the first nine months of 2024 to £26.3bn. The company maintained its net interest margin guidance of 230-240bps and saw upgrades from analysts.
- Within Overseas Equities, the Curate Global Sustainable Equity Fund was a key contributor to returns during the month, boosted by a strong rally in US equities driven by the 'Trump trade'. This rally lifted global equity markets higher, keeping them on track for a second consecutive year of double-digit returns, well ahead of bonds.
- Within Specialist Assets, Chrysalis Investments shares rose nearly 13% in November after Klarna, which accounted for 14% of Chrysalis' NAV at the end of September, filed registration documents with the US Securities and Exchange Commission ahead of its anticipated IPO. An eventual IPO could unlock significant value for Chrysalis, supporting its share price recovery.

Source: Bloomberg Finance LP, MGIM

PLATFORM AVAILABILITY



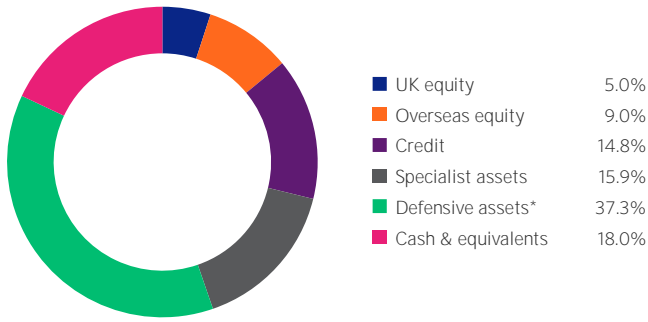
FUND RATINGS



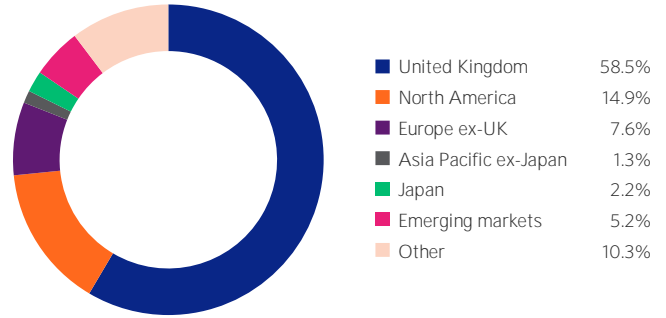
Sources: Bloomberg Finance LP, Valu-Trac Investment Management, MGIM, unless otherwise stated.

¹Performance statistics prior to 05.02.2015 are those of the former MI Momentum Factor 3 Fund [GB0088KLLT47], which has now closed. On 05.02.2015 this Fund merged with the MI Momentum Diversified Growth Fund [GB00B40M9847] (which had a performance target of LIBOR 3 Months GBP +3%) and was renamed MI Momentum Factor 3 Fund. The merged Fund was renamed to MI Momentum Focus 3 Fund on 01.08.2017 and subsequently renamed to VT Momentum Diversified Cautious Fund on 28.05.2021.

ASSET ALLOCATION



GEOGRAPHIC ALLOCATION



As at 29.11.2024, allocations subject to change. Source: MGIM

*Defensive assets have reduced/negative correlation to equity markets to provide a more defensive element during times of stress. Defensive assets consists of a variety of investments such as gold**, government bonds, short ETFs, alternative/uncorrelated strategies and managed futures strategies. **Exposure to physical gold is achieved through investments in exchange traded certificates (ETC) which aim to provide the performance of gold, as measured by the LBMA Gold Price (PM), which is a recognised benchmark for gold. A Gold ETC is a certificate which is secured by gold bullion, held within the vaults of a nominated custodian.

TOP FIVE HOLDINGS BY ASSET CLASS

UK EQUITIES		
1. Marstons		0.5%
2. Mobico Group		0.5%
3. Capita		0.4%
4. Synthomer		0.3%
5. Phoenix Group Holdings		0.3%

OVERSEAS EQUITIES		
1. Robeco QI Global Sustainable Equity		3.5%
2. Morant Wright Fuji Yield		1.1%
3. VT Downing European Unconstrained Income		0.8%
4. Amundi MSCI Emerging Markets ETF		0.8%
5. Amundi MSCI Japan ETF		0.7%

CREDIT		
1. Royal London Short Duration Global High Yield Bond		3.9%
2. iShares Core GBP Corporate Bond ETF		3.2%
3. Royal London Sterling Extra Yield Bond		3.0%
4. Impax EM Corporate Bond		2.2%
5. MI TwentyFour Dynamic Bond		1.4%

SPECIALIST ASSETS		
1. AEW UK REIT		1.6%
2. Doric Nimrod Air Three		1.3%
3. Syncona		1.0%
4. Cordiant Digital Infrastructure		0.9%
5. Gore Street Energy Storage		0.8%

DEFENSIVE ASSETS		
1. UK Gilt 0.625% 22/10/50		5.1%
2. iShares Physical Gold ETC		4.4%
3. UK Inflation-Linked Gilt 0.125% 22/03/73		3.7%
4. Neuberger Berman Uncorrelated Strategies		3.3%
5. UK Gilt 1.25% 22/10/41		3.1%

Equity holdings may include indirect holdings in the Curate Global Sustainable Equity Fund
As at 29.11.2024. Source: MGIM

FUND DETAILS & FUND FACTS

FUND DETAILS	
Investment manager	Momentum Global Investment Management Limited (MGIM)
Inception	5 November 2012
Currency	GBP
Target return	UK CPI +3% (net)
Structure	UCITS
Dealing	Daily

FUND FACTS	
Minimum investment	GBP 1,000
ISIN	GB00B40M9847
SEDOL	B40M984
Citicode	04PZ
Month-end price (NAV)	141.18p

ANNUAL CHARGES ² : SHARE CLASS A	
AMC	0.75%
OCF ²	1.37%

FUND WRAPPERS	
ISAs	
SIPPs	
Personal pensions	
Onshore bonds	
Offshore bonds	

²As at 30.09.2024. The OCF (Ongoing Charges Figure) is the total expenses paid by the Fund, annualised, against its average net asset value. The OCF will fluctuate as the average net assets and costs change.

CONTACT US

STEVE HUNTER
Head of Business Development
D 0151 906 2481 M 07470 478 974
E steve.hunter@momentum.co.uk

JONATHAN GARNER
Business Development Consultant
D 0151 906 2479 M 07469 392 164
E jonathan.garner@momentum.co.uk

DIRECT DEALING LINE
Valu-Trac Administration Services
T 01343 880344

ALISTAIR YEOMAN
Business Development Consultant
D 020 7618 1785 M 07789 745 214
E alistair.yeoman@momentum.co.uk

EMMA CLIFT
Head of Distribution Services
D 020 7618 1806
E distributionservices@momentum.co.uk

IMPORTANT INFORMATION

Fact sheet asset allocation percentages are in some cases based on the normalised (or benchmark) asset allocations of investee funds, as opposed to the actual exposures of those funds at the date of the fact sheet. This reflects the expected average allocation over time which will result from decisions to hold particular funds.
Momentum Diversified Funds are sub-funds of the VT Momentum Investment Funds ICVC umbrella, an open-ended investment company which is authorised by the Financial Conduct Authority (FCA). Valu-Trac Investment Management Limited (authorised and regulated by the FCA) acts as the Authorised Corporate Director (ACD) of the VT Momentum Investment Funds ICVC. Investment in the Funds may not be suitable for all investors. This document is for information only and does not provide you with all of the facts that you need to make an informed investment decision. Investors should read the Key Investor Information Document (KIID) and seek professional investment advice prior to investment. The prospectus and KIID documents are available (in English) on the ACD's website via www.valu-trac.com. This financial promotion is issued by Momentum, the trading name of Momentum Global Investment Management Limited (authorised and regulated by the FCA), with its registered office at The Rex Building, 62 Queen Street, London EC4R 1EB.
Fund ratings: Defaqto is a financial information business. Profile published 18.11.2024 by Distribution Technology based on data and information as at 30.09.2024. The views expressed are those of the fund manager at the time of writing and are subject to change without notice. Past performance is no guarantee of future results.