

# Momentum Sustainable Managed Portfolio 5

31 July 2024

For professional advisors only

## INVESTMENT OBJECTIVE & STRATEGY

To achieve sustainable real returns from a mix of different asset classes, within a tight risk controlled framework. The Portfolio will invest predominantly in funds that are considered to have a better or improving sustainability footprint versus their broader peer group, or that when blended together will help the model portfolio achieve superior sustainability credentials. The Portfolio can invest in a range of asset classes such as equities, bonds, real assets, absolute return funds and cash. Sustainable Managed Portfolio 5 is designed to target a real return (above inflation) of 5% over the longer term and is aimed at investors who have a low-medium tolerance for risk.

## INVESTMENT TEAM



Alex Harvey  
Lead Oversight  
Senior Portfolio Manager  
& Investment Strategist



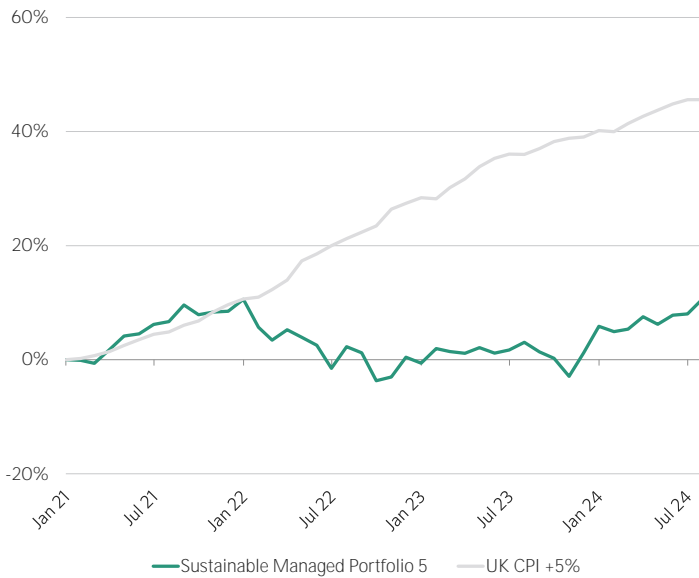
Gregoire Sharma  
Senior Portfolio  
& Research Analyst



Gabby Byron  
Investment Services  
Executive

Our investment approach is team based with all portfolio managers having specific areas of research focus and access to and input from the wider Momentum Global Investments team.

## HISTORICAL CUMULATIVE PERFORMANCE SINCE 1 JANUARY 2021<sup>†</sup>



CUMULATIVE PERFORMANCE (%)	1 month	3 months	6 months	1 year	3 years	5 years	Since 01.01.21 annualised
Portfolio return <sup>†</sup>	2.4	4.2	5.5	7.4	3.7	-	2.9
UK CPI +5%	0.0	1.3	4.0	7.1	38.8	-	11.1
Difference	2.4	2.9	1.5	0.3	(35.1)	-	(8.2)

DISCRETE ANNUAL PERFORMANCE (%)	31 Jul 2024	31 Jul 2023	31 Jul 2022	31 Jul 2021	31 Jul 2020
Portfolio return <sup>†</sup>	7.4	0.7	(4.1)	-	-

Sources: Bloomberg Finance LP, MGIM.

Performance is calculated on a total return basis in GBP terms. The value of the underlying funds and the income generated from them can go down as well as up, and is not guaranteed. Investors may not get back the original amount invested. The value of investments involving exposure to foreign currencies can be affected by currency exchange rate fluctuations.

<sup>†</sup> Performance figures prior to the inception date of the Portfolio have been simulated. See Important Information section for more details.

Past performance is not a guide to future performance.

## MONTHLY COMMENTARY

- Markets in July had few sizeable moves month-on-month, but this was masked by an increasingly cautious view of the US economy that led to a mid-month setback, with increased volatility and risk-off sentiment carrying through into early August.
- Softer than expected labour market figures in the US served as catalyst for a shift in the soft-landing consensus view amid growing concerns that the Fed has left policy easing too late to avoid a steep slowdown and possible recession.
- The Bank of Japan raised interest rates for the second time this year, triggering a sharp rise in the yen with Japanese equities giving back earlier gains by the end of the month. The rapid unwinding of the carry trade exacerbated the rally as emerging market currencies, most notably the Mexican peso, deteriorated.
- Bond markets saw a continued fall in yields during the month, driven by increased expectations of rate cuts off the back of subdued labour market data.
- Volatility increased as mega cap tech stocks in the US appear vulnerable to profit-taking and a rotation into smaller cap stocks took hold.
- Global developed markets returned 0.2% with emerging markets returning -1.2%. Within developed equities, UK small-caps and Japan were the strongest performers over the month returning 7.0% and 4.6% respectively. The US and continental Europe were the laggards, returning -0.3% and -0.1% respectively.
- UK gilts and UK investment grade corporate bonds returned 1.9% and 1.6% in July, whilst US treasuries and US investment grade corporate bonds returned 0.5% and 0.8% respectively, despite the dollar falling -1.6% against the pound.

Source: Bloomberg Finance LP, MGIM

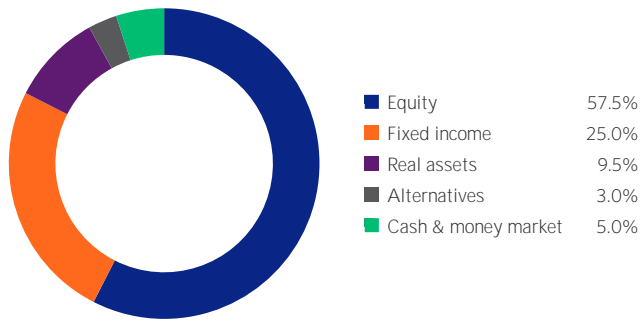
## PLATFORM AVAILABILITY



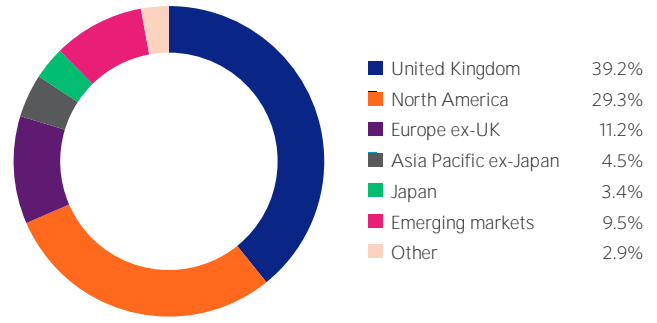
## PORTFOLIO RATINGS



## ASSET ALLOCATION



## GEOGRAPHIC ALLOCATION



Allocations subject to change. Source: MGIM

## TOP TEN HOLDINGS

HOLDING	Percentage
1. Schroder Global Sustainable Value Equity	9.5%
2. IFSL Evenlode Income	8.5%
3. Morgan Stanley Global Sustain	8.5%
4. Stewart Worldwide Sustainability	8.5%
5. EdenTree Responsible and Sustainable UK Equity Opportunities	7.5%
6. Ninety One UK Sustainable Equity	7.5%
7. FP Foresight Sustainable Real Estate Securities	5.5%
8. Vanguard US Government Bond Index	5.0%
9. BNY Mellon Sustainable Global Dynamic Bond	4.0%
10. First Sentier Responsible Listed Infrastructure	4.0%

## PORTFOLIO DETAILS

PORTFOLIO DETAILS	
Investment manager	Momentum Global Investment Management Limited (MGIM)
Inception	1 January 2022
Currency	GBP
Minimum investment	£1,000
Tactical version	.v5
Target volatility	8-11%
Target return	UK CPI +5% (net)
AMC	0.25%
OCF <sup>2</sup>	0.80%

Source: MGIM

<sup>2</sup>As at 30.06.2024, 0.80% of the Net Asset Value of the portfolio was incurred as charges, levies and fees related to the management of the portfolio. The ratio does not include platform provider's charges.

## CONTACT US

STEVE HUNTER  
Head of Business Development  
D 0151 906 2481 M 07470 478 974  
E [steve.hunter@momentum.co.uk](mailto:steve.hunter@momentum.co.uk)

JONATHAN GARNER  
Business Development Consultant  
D 0151 906 2479 M 07469 392 164  
E [jonathan.garner@momentum.co.uk](mailto:jonathan.garner@momentum.co.uk)

ALISTAIR YEOMAN  
Business Development Consultant  
D 020 7618 1785 M 07789 745 214  
E [alistair.yeoman@momentum.co.uk](mailto:alistair.yeoman@momentum.co.uk)

EMMA CLIFT  
Head of Distribution Services  
D 020 7618 1806  
E [distributionservices@momentum.co.uk](mailto:distributionservices@momentum.co.uk)

## IMPORTANT INFORMATION

Factsheet asset allocation percentages are in some cases based on the normalised (or benchmark) asset allocations of investee funds, as opposed to the actual exposures of those funds at the date of the factsheet. This reflects the expected average allocation over time which will result from decisions to hold particular funds.

This material is confidential and is intended solely for the use of the person or persons to whom it is given or sent and may not be reproduced, copied or given, in whole or in part, to any other person. It is not an invitation to subscribe and is by way of information only. Nothing contained herein constitutes investment, legal, tax or other advice nor is it to be solely relied on in making an investment or other decision. If you are considering investing in the Momentum Sustainable Managed Portfolios clients should consult a suitably qualified and approved Financial Adviser.

Simulated past performance: Figures prior to the inception date of the Portfolio have been simulated using actual past performance of underlying holdings which are the same as, or substantially the same as, or underlie, the Sustainable Managed Portfolio 5 at inception. The performance shown represents performance of the Sustainable Managed Portfolios that are periodically restructured and rebalanced based on the impact of material, economic and market factors that influence MGIM's decision-making on asset allocation. The Sustainable Managed Portfolios are applied to client accounts by the platform provider but it may take some time for the client accounts to mirror the performance of the Sustainable Managed Portfolios. It is for this reason that client accounts may not have achieved exactly the same returns as the Sustainable Managed Portfolios. The performance of the Sustainable Managed Portfolios is based on the actual performance of the underlying funds included in the portfolios. These performance figures have not been audited by an external body. The value of investments may go down as well as up and the value will depend on fluctuations in financial markets outside MGIM's control, as a result an investor may not get back the amount invested. Past performance is not indicative of future performance and reference to a security is not a recommendation to buy or sell that security. Portfolio ratings: Defaqto is a financial information business.

This material is issued and approved by MGIM, authorised and regulated by the Financial Conduct Authority (FCA). MGIM is registered in England and Wales No. 03733094. Registered Office: The Rex Building, 62 Queen Street, London EC4R 1EB.