

VT Momentum Diversified Growth Fund

28 June 2024

For professional advisors only

INVESTMENT OBJECTIVE & STRATEGY

To generate long term capital growth by investing in a multi-asset portfolio, managed with a focus on value. The Fund may include directly invested UK equities with a bias towards mid-cap stocks, and overseas equity, fixed income, specialist assets and managed liquidity held through third party funds.

INVESTMENT TEAM



Mark Wright
Lead Oversight
Portfolio Manager



Tom Delic
Second Oversight
Portfolio Manager



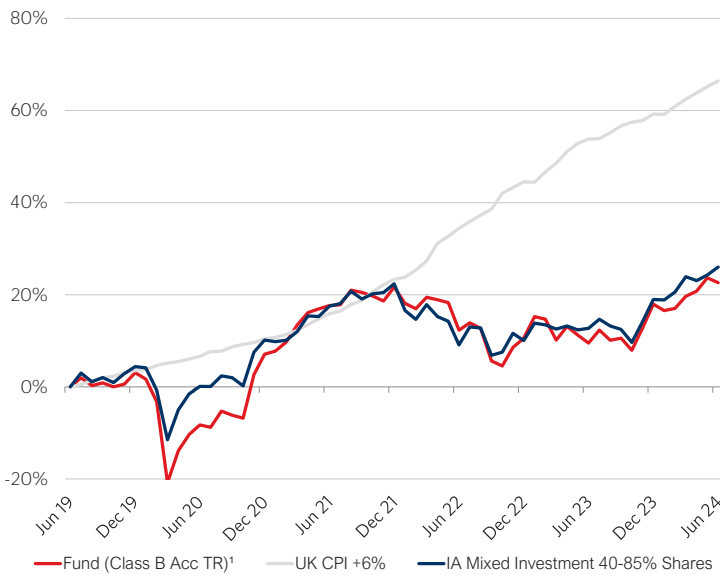
Richard Parfect
Portfolio Manager



Gary Moglione
Portfolio Manager

Our investment approach is team based with all portfolio managers having specific areas of research focus and access to and input from the wider Momentum Global Investments team.

FIVE YEAR HISTORICAL CUMULATIVE PERFORMANCE



CUMULATIVE PERFORMANCE (%)	1 month	3 months	6 months	1 year	3 years	5 years	Since inception annualised
Fund return Class B Acc TR¹	(0.8)	2.5	3.9	12.0	4.2	22.6	6.3
UK CPI +6%	0.7	2.4	4.5	8.2	43.6	66.4	-
IA Mixed Investment 40-85% Shares	1.4	1.7	5.9	11.8	7.2	26.0	5.4

DISCRETE ANNUAL PERFORMANCE (%)	30 Jun 2024	30 Jun 2023	30 Jun 2022	30 Jun 2021	30 Jun 2020
Fund return Class B Acc TR¹	12.0	(2.5)	(4.5)	28.3	(8.3)

Sources: Morningstar, MGIM.
Fund performance is calculated on a total return basis, net of all fees and in GBP terms. The value of the underlying funds and the income generated from them can go down as well as up, and is not guaranteed. Investors may not get back the original amount invested. The value of investments involving exposure to foreign currencies can be affected by currency exchange rate fluctuations. The CPI +6% target was introduced in 2020. Past performance is not a guide to future performance.

MONTHLY COMMENTARY

- Moonpig returned over 19% during the month, following their strong FY24 results which exceeded estimates. The reduction in net debt from 1.7x to 1.3x EBITDA and sector-leading margins highlight the company's robust financial health and potential for future outperformance.
- XPS Pensions was another strong performer over the month, returning over 18%, driven by their stellar FY24 results which saw group revenue grow by 21% to £197 million, materially ahead of our initial assumptions when first initiating a position in June 2023. All divisions posted double-digit revenue growth, and EBITDA margins expanded by 240bps to 27.9%, resulting in a 32% increase in EBITDA to £55 million. The strong financial performance, coupled with strategic initiatives like the AI Driven Actuary tool and new administration platform Aurora, underscores the company's strong growth prospects.
- Molten Ventures returned over 10% during the month, boosted by an increase in gross portfolio value to £1,379 million and a 4.8% rise in net assets. The company's strategic acquisition of Forward Partners and a 19% LP stake in Seedcamp's 2014 Fund III contributed to this growth. The strong realisation pipeline and updated capital allocation policy, including share buybacks, signal potential for continued outperformance, especially with the shares still trading at an unjustifiably wide discount to net asset value.
- Burberry, introduced to the portfolio last month, was increased further due to recent share price weakness, funded by a reduction in LBG Media given their recent strong performance (+42%) in the three months to end June.
- Other UK equity names which were trimmed into strength during the month included BT Group and XPS Pensions. Capital was recycled into weaker performing Specialist Assets names including JLEN Environmental Assets and Life Science REIT, both of which trade at attractive discounts to net asset value.

Source: Bloomberg Finance LP, MGIM

PLATFORM AVAILABILITY

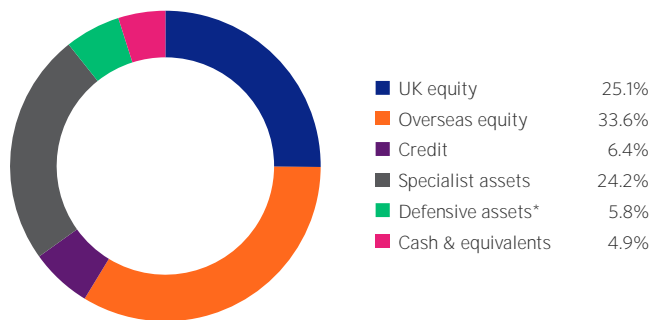


FUND RATINGS

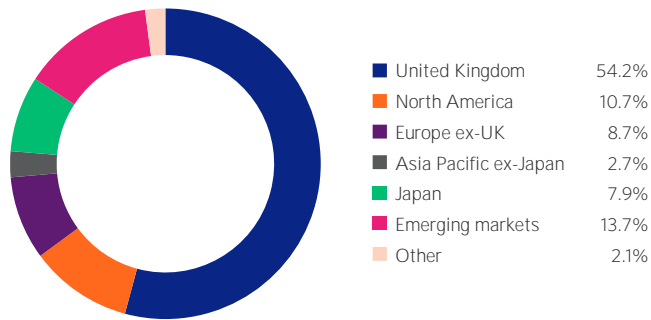


Sources: Bloomberg Finance LP, Morningstar, MGIM, unless otherwise stated.
¹The Fund performance refers to the 'B' Acc share class with the exception of performance prior to 26.03.2012 which is calculated using the 'A' Acc share class, unadjusted for the lower fees of the 'B' Acc share class.

ASSET ALLOCATION



GEOGRAPHIC ALLOCATION



As at 28.06.2024, allocations subject to change. Source: MGIM

*Defensive assets have reduced/negative correlation to equity markets to provide a more defensive element during times of stress. Defensive assets consists of a variety of investments such as gold**, government bonds, short ETFs, alternative/uncorrelated strategies and managed futures strategies. **Exposure to physical gold is achieved through investments in exchange traded certificates (ETC) which aim to provide the performance of gold, as measured by the LBMA Gold Price (PM), which is a recognised benchmark for gold. A Gold ETC is a certificate which is secured by gold bullion, held within the vaults of a nominated custodian.

TOP FIVE HOLDINGS BY ASSET CLASS

UK EQUITIES	
1. Kier Group	1.9%
2. OSB Group	1.3%
3. Synthomer	1.2%
4. Strix Group	1.2%
5. Legal & General Group	1.0%

OVERSEAS EQUITIES	
1. Robeco QI Global Sustainable Equity	9.9%
2. Morant Wright Fuji Yield	4.4%
3. Amundi MSCI Emerging Markets ETF	3.4%
4. VT Downing European Unconstrained Income	3.2%
5. Amundi MSCI Japan ETF	2.8%

CREDIT	
1. Absalon Emerging Markets Corporate Debt	2.6%
2. Royal London Sterling Extra Yield Bond	2.4%
3. Royal London Short Duration Global High Yield Bond	1.4%
-	-
-	-

SPECIALIST ASSETS	
1. Chrysalis Investments	2.5%
2. Fair Oaks Income	2.1%
3. Doric Nimrod Air Two	1.8%
4. Syncona	1.7%
5. Doric Nimrod Air Three	1.6%

DEFENSIVE ASSETS	
1. UK Gilt 0.625% 22/10/50	1.4%
2. Ninety One Global Gold	1.1%
3. Invesco Physical Gold ETC	0.8%
4. Cboe VIX Futures	0.7%
5. Assenagon Alpha Volatility	0.7%

Equity holdings may include indirect holdings in the Momentum GF Global Sustainable Equity Fund
As at 28.06.2024. Source: MGIM

FUND & SHARE CLASS DETAILS

FUND DETAILS	
Investment manager	Momentum Global Investment Management Limited (MGIM)
Fund inception	8 April 2002
Currency	GBP
Target return	UK CPI +6% (net)
IA sector	Mixed Investment 40-85% Shares
Structure	UCITS
Dealing	Daily

SHARE CLASS DETAILS			
	A	B	N
Minimum investment	GBP 3,000	GBP 100,000	GBP 1,000
Minimum regular saver	GBP 50	n/a	GBP 50
ISIN	GB0031467631	GB00B7FPW579	GB00B7FW0099
SEDOL	3146763	B7FPW57	B7FW009
Citicode	OM46	0WRD	0WRC
Month-end price (NAV)	352.60p	220.55p	213.72p

ANNUAL CHARGES ²			
	A	B	N
AMC	1.40%	0.75%	1.00%
OCF ex IC	1.72%	1.07%	1.32%
IC	0.34%	0.34%	0.34%
OCF inc IC	2.06%	1.41%	1.66%

FUND WRAPPERS	
ISAs	Onshore bonds
SIPPs	Offshore bonds
Personal pensions	

²As at 29.12.2023.

OCF = Ongoing Charge Figure IC = Underlying charges of closed ended funds.
The OCF is the total expenses paid by the Fund, annualised, against its average net asset value. The OCF will fluctuate as the average net assets and costs change.

Important note: The OCF calculation includes synthetic costs from underlying closed ended investments (IC) such as Investment Trusts, which optically increases the costs. For the avoidance of doubt the actual amount charged has not changed, and advisers and investors should refer to the KIID document available [here](#) for the actual fees payable.

All fund performance quoted in this factsheet is NET of all fees.

CONTACT US

STEVE HUNTER
Head of Business Development
D 0151 906 2481 M 07470 478 974
E steve.hunter@momentum.co.uk

ALISTAIR YEOMAN
Business Development Consultant
D 020 7618 1785 M 07789 745 214
E alistair.yeoman@momentum.co.uk

JONATHAN GARNER
Business Development Consultant
D 0151 906 2479 M 07469 392 164
E jonathan.garner@momentum.co.uk

EMMA CLIFT
Head of Distribution Services
D 020 7618 1806
E distributionservices@momentum.co.uk

DIRECT DEALING LINE
Valu-Trac Administration Services
T 01343 880344

IMPORTANT INFORMATION

Factsheet asset allocation percentages are in some cases based on the normalised (or benchmark) asset allocations of investee funds, as opposed to the actual exposures of those funds at the date of the factsheet. This reflects the expected average allocation over time which will result from decisions to hold particular funds.

Momentum Diversified Funds are sub-funds of the VT Momentum Investment Funds II ICVC umbrella, an open-ended investment company which is authorised by the Financial Conduct Authority (FCA). Valu-Trac Investment Management Limited (authorised and regulated by the FCA) acts as the Authorised Corporate Director (ACD) of the VT Momentum Investment Funds II ICVC. Investment in the Funds may not be suitable for all investors. This document is for information only and does not provide you with all of the facts that you need to make an informed investment decision. Investors should read the Key Investor Information Document (KIID) and seek professional investment advice prior to investment. The prospectus and KIID documents are available (in English) on the ACD's website via www.valu-trac.com. This financial promotion is issued by Momentum, the trading name of Momentum Global Investment Management Limited (authorised and regulated by the FCA), with its registered office at The Rex Building, 62 Queen Street, London EC4R 1EB.

Ratings: Defaqto is a financial information business. Profile published 18.06.2024 by Distribution Technology based on data and information as at 31.03.2024. FE Crown Fund Ratings as of 24.07.2023 do not constitute investment advice offered by FE and should not be used as the sole basis for making any investment decision. All rights reserved. The views expressed are those of the fund manager at the time of writing and are subject to change without notice. Past performance is no guarantee of future results.