

Momentum Sustainable Managed Portfolio 4

27 February 2026

For professional advisors only

Investment objective & strategy

To achieve sustainable real returns from a mix of different asset classes, within a tight risk controlled framework. The Portfolio will invest predominantly in funds that are considered to have a better or improving sustainability footprint versus their broader peer group, or that when blended together will help the model portfolio achieve superior sustainability credentials. The Portfolio can invest in a range of asset classes such as equities, bonds, real assets, absolute return funds and cash. Sustainable Managed Portfolio 4 is designed to target a real return (above inflation) of 4% over the longer term and is aimed at investors who have a low tolerance for risk.

Investment team



Alex Harvey, CFA
Lead Oversight
Senior Portfolio Manager
& Investment Strategist



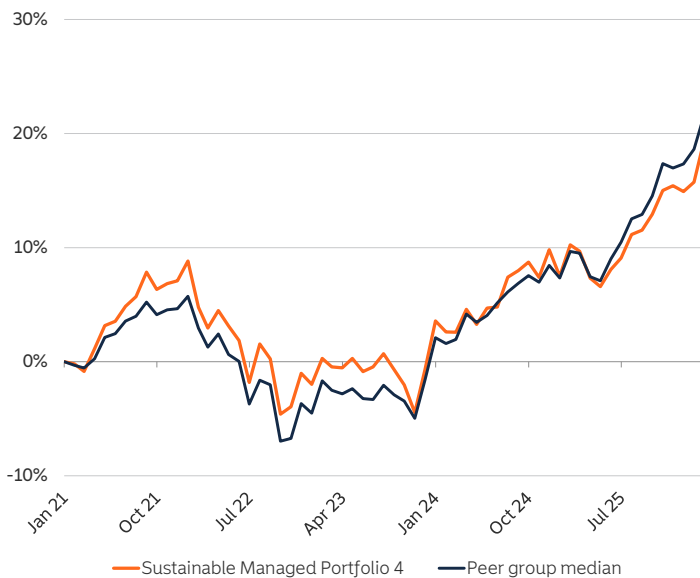
Gregoire Sharma, CFA
Senior Portfolio
& Research Analyst



Gabby Byron
Client Portfolio
Manager

Our investment approach is team based with all portfolio managers having specific areas of research focus and access to and input from the wider Momentum Global Investments team.

Historical cumulative performance since 1 January 2021[†]



Cumulative performance (%)	1 month	3 months	6 months	1 year	3 years	5 years	Since 01.01.21 annualised
Portfolio return [†]	3.0	3.3	6.9	8.7	19.7	20.2	3.5
UK CPI	0.4	0.4	0.6	3.0	9.6	28.5	5.0
Peer group median	2.4	3.9	7.7	10.5	25.0	21.6	3.8

Discrete annual performance (%)	Feb 25 - Feb 26	Feb 24 - Feb 25	Feb 23 - Feb 24	Feb 22 - Feb 23	Feb 21 - Feb 22
Portfolio return [†]	8.7	6.9	3.0	(3.3)	3.8

Sources: Bloomberg Finance LP, MGIM.

Peer group: Dynamic Planner Risk Profile 4. Performance is calculated on a total return basis in GBP terms. The value of the underlying funds and the income generated from them can go down as well as up, and is not guaranteed. Investors may not get back the original amount invested. The value of investments involving exposure to foreign currencies can be affected by currency exchange rate fluctuations.

[†] Performance figures prior to the inception date of the Portfolio have been simulated. See Important Information section for more details. Past performance is not a guide to future performance.

Monthly commentary

- February was shaped by a major escalation in US-Iran tensions. On the final day of the month, joint US and Israeli strikes on Te hran resulted in the death of Ayatollah Ali Khamenei and several senior officials. Markets responded immediately: oil prices spiked on fears of potential disruption in the Strait of Hormuz, prompting a rapid repricing of risk assets and a rise in inflation expectations.
- Precious metals were volatile but ended higher. Silver rose 12% after large intra-month swings. Equity performance was uneven. The US underperformed and was one of the few developed markets to decline. Returns continued to broaden globally: Japan gained more than 11%, supported by the Takaichi election outcome; UK equities and emerging markets rose more than 7% each; and Europe almost 5%. Value and low-volatility equities outperformed. Growth equities fell for a fourth consecutive month, with the 'Mag 7' index down 4.8%. Software-as-a-service companies saw sharp declines amid concerns over AI-related disruption.
- Listed real assets delivered strong returns, with global property and infrastructure both up over 9%. Their defensive characteristics and bond-market sensitivity supported gains as global bonds posted small positives. Alternatives, including gold, also helped multi-asset portfolios.
- Cryptocurrencies weakened further. Bitcoin declined over 13%, marking a fifth consecutive monthly fall and leaving it 46% below its October peak.
- Macro data remained soft. US Q4 GDP slowed but continued to outpace Europe and the UK, which grew 0.1% quarter-on-quarter. The US labour market continued to ease. Central banks in the UK and Europe kept rates unchanged, though the geopolitical shock and rising inflation expectations reduced the likelihood of near-term rate cuts.
- Overall, February produced positive returns across many mainstream assets but exposed vulnerabilities in asset-light industries facing liquidity pressures. Heightened geopolitical risk centred on the Strait of Hormuz remains a key driver of global growth and inflation dynamics. Our multi-asset portfolios remain diversified, tilted toward quality, and moderately underweight interest-rate exposure relative to strategic benchmarks.

Source: Bloomberg Finance LP, MGIM

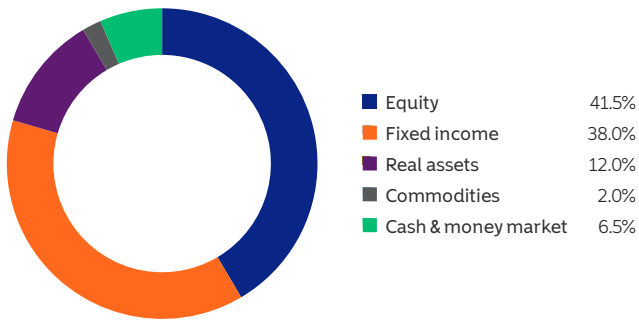
Platform availability



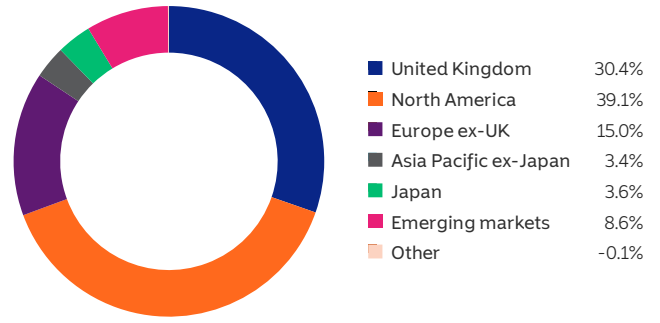
Portfolio ratings



Asset allocation



Geographic allocation



Allocations subject to change. Source: MGIM

Top ten holdings

Rank	Holding	Weight
1.	Robeco QI Global Sustainable Equity	26.5%
2.	Vanguard US Government Bond Index	8.0%
3.	iShares UK Gilts All Stocks Index	7.5%
4.	BNY Mellon Global Dynamic Bond	6.0%
5.	FP Foresight Sustainable Real Estate Securities	6.0%
6.	L&G Global Infrastructure Index	6.0%
7.	Vanguard Euro Government Bond Index	6.0%
8.	L&G S&P 500 US Equal Weight Index	5.0%
9.	BlackRock ICS Sterling Liquidity	4.5%
10.	PIMCO GIS Global Investment Grade Credit ESG	4.5%

Portfolio details

Portfolio details	
Investment manager	Momentum Global Investment Management Limited (MGIM)
Inception	1 January 2022
Currency	GBP
Minimum investment	£1,000
Tactical version	.v7
Target volatility	6-9%
Target return	UK CPI +4% (net)
AMC	0.25%
OCF ²	0.66%

²As at 31.12.2025, 0.66% of the Net Asset Value of the portfolio was incurred as charges, levies and fees related to the management of the portfolio. The ratio does not include platform provider's charges.

Source: MGIM

Contact us

Steve Hunter
Head of Business Development
D 0151 906 2481 M 07470 478 974
E steve.hunter@momentum.co.uk

Jonathan Garner
Business Development Consultant
D 0151 906 2479 M 07469 392 164
E jonathan.garner@momentum.co.uk

Emma Clift
Head of Distribution Services
D 020 7618 1806
E distributionservices@momentum.co.uk

Important information

Fact sheet asset allocation percentages are in some cases based on the normalised (or benchmark) asset allocations of investee funds, as opposed to the actual exposures of those funds at the date of the fact sheet. This reflects the expected average allocation over time which will result from decisions to hold particular funds.

This material is confidential and is intended solely for the use of the person or persons to whom it is given or sent and may not be reproduced, copied or given, in whole or in part, to any other person. It is not an invitation to subscribe and is by way of information only. Nothing contained herein constitutes investment, legal, tax or other advice nor is it to be solely relied on in making an investment or other decision. If you are considering investing in the Momentum Sustainable Managed Portfolios clients should consult a suitably qualified and approved Financial Adviser.

Simulated past performance: Figures prior to the inception date of the Portfolio have been simulated using actual past performance of underlying holdings which are the same as, or substantially the same as, or underlie, the Sustainable Managed Portfolio 4 at inception. The performance shown represents performance of the Sustainable Managed Portfolios that are periodically restructured and rebalanced based on the impact of material, economic and market factors that influence MGIM's decision-making on asset allocation. The Sustainable Managed Portfolios are applied to client accounts by the platform provider but it may take some time for the client accounts to mirror the performance of the Sustainable Managed Portfolios. It is for this reason that client accounts may not have achieved exactly the same returns as the Sustainable Managed Portfolios. The performance of the Sustainable Managed Portfolios is based on the actual performance of the underlying funds included in the portfolios. These performance figures have not been audited by an external body. The value of investments may go down as well as up and the value will depend on fluctuations in financial markets outside MGIM's control, as a result an investor may not get back the amount invested. Past performance is not indicative of future performance and reference to a security is not a recommendation to buy or sell that security. Portfolio ratings: Defaqto is a financial information business.

This material is issued and approved by MGIM, authorised and regulated by the Financial Conduct Authority (FCA). MGIM is registered in England and Wales No. 03733094. Registered Office: 3 More London Riverside, London SE1 2AQ.