

VT Momentum Diversified Balanced Fund (A)

29 May 2026

For professional advisors only

Investment objective & strategy

To generate real growth over time by investing in direct securities and funds to construct a multi-asset portfolio with exposure to a diversified mix of asset classes including equities, bonds, real assets, alternatives, cash and money market securities. The portfolio will maintain a balanced equity exposure comprising regional and global equity securities and funds, exposed to both developed and emerging market countries.

Investment team



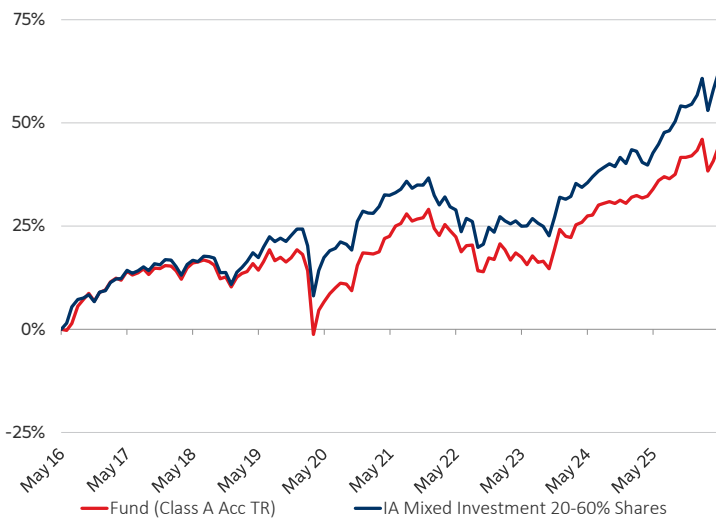
Alex Harvey
Senior Portfolio Manager
& Investment Strategist



Lorenzo La Posta
Portfolio Manager

Our investment approach is team based with all portfolio managers having specific areas of research focus and access to and input from the wider Momentum Global Investments team.

Ten year historical cumulative performance



Cumulative performance (%)	1 month	3 months	6 months	1 year	3 years	5 years	10 years	Since inception annualised
Fund return Class A Acc TR	2.5	(1.2)	1.8	7.7	22.8	17.7	44.6	4.2
IA Mixed Investment 20-60% Shares	2.6	0.9	5.4	13.7	29.8	22.4	62.2	5.0

Discrete annual performance (%)	May 25 - May 26	May 24 - May 25	May 23 - May 24	May 22 - May 23	May 21 - May 22
Fund return Class A Acc TR	7.7	5.1	8.5	(4.0)	(0.1)

Volatility (%) (since inception, annualised)	Anticipated range	Realised
Fund volatility Class A Acc TR	6-9	7.2

Monthly commentary

- May was a positive month for markets, with improving investor sentiment supporting a broad-based recovery across risk assets. Fears of a prolonged energy shock continued to ease as attention shifted towards signs of de-escalation in the Middle East and progress in US-Iran negotiations. Falling oil prices helped reduce inflation concerns and provided a more supportive backdrop for both equities and fixed income markets.
- Equity markets performed well over the month, with emerging markets leading returns. Within developed markets, value equities outperformed, with the Lyrical Global Value Equity Fund among the strongest contributors. In contrast, quality-oriented strategies continued to lag.
- Fixed income markets also delivered positive returns. UK gilts recovered over the month, with longer-dated gilts outperforming shorter maturities as easing energy concerns helped reduce near-term inflation expectations. This provided support to both conventional and index-linked government bonds following a challenging start to the year.
- Commodity markets moved in the opposite direction, with oil prices falling -18.6% in sterling terms as concerns over supply disruption through the Strait of Hormuz faded. Gold also weakened, declining -1.7% over the month as investors rotated away from traditional safe-haven assets.
- Specialist assets were key contributors to the Fund's performance, with all underlying sub-asset classes delivering positive returns. Private equity was the strongest contributor, supported by improving sentiment and continued enthusiasm for technology-related companies. Infrastructure and property also delivered positive returns as lower energy prices and stabilising bond yields supported sentiment towards real assets.
- Looking ahead, while markets have become more optimistic about the economic and geopolitical backdrop, uncertainty remains elevated. Energy markets, inflation expectations and geopolitical developments continue to warrant close attention.

Source: Bloomberg Finance LP, MGIM

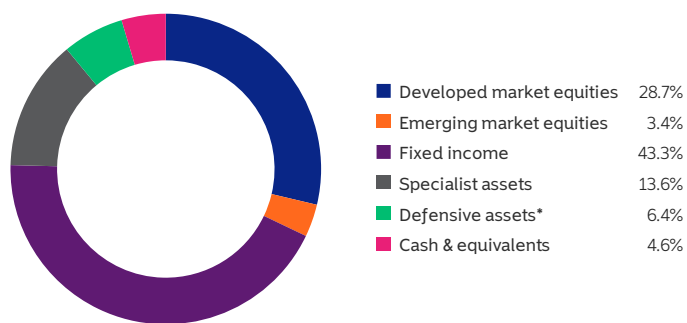
Platform availability



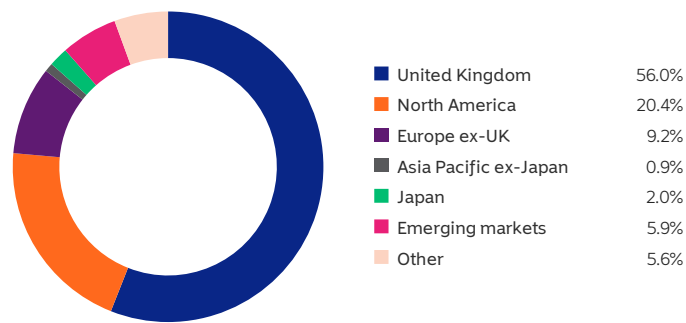
Fund ratings



Asset allocation



Geographic allocation



As at 29.05.2026, allocations subject to change. Source: MGIM

*Defensive assets have reduced/negative correlation to equity markets to provide a more defensive element during times of stress. Defensive assets consists of a variety of investments such as gold**, short ETFs, alternative/uncorrelated strategies and managed futures strategies. **Exposure to physical gold is achieved through investments in exchange traded certificates (ETC) which aim to provide the performance of gold, as measured by the LBMA Gold Price (PM), which is a recognised benchmark for gold. A Gold ETC is a certificate which is secured by gold bullion, held within the vaults of a nominated custodian.

Top five holdings by asset class

Equities		
1.	L&G S&P 500 US Equal Weight Index	5.6%
2.	Lyrical Global Value Equity Strategy	4.9%
3.	Evenlode Global Equity	4.4%
4.	Amundi Prime Europe ETF	4.1%
5.	Aurora UK Alpha	2.2%

Fixed income		
1.	UK Gilt 4.25% 07/12/55	11.1%
2.	UK Gilt 4.5% 09/07/34	7.7%
3.	UK Gilt 4.25% 07/12/27	6.8%
4.	Amundi Global Treasury Bond ETF	3.8%
5.	Candriam Global High Yield	3.3%

Specialist assets		
1.	Sequoia Economic Infrastructure Income	0.8%
2.	International Public Partnerships	0.7%
3.	Foresight Environmental Infrastructure	0.6%
4.	BioPharma Credit	0.6%
5.	3i Infrastructure	0.6%

Defensive assets		
1.	iShares Physical Gold ETC	3.6%
2.	Assenagon Alpha Volatility	2.1%
3.	BH Macro	0.7%
-	-	-
-	-	-

Holdings may include indirect holdings in the Momentum Real Assets Growth & Income Fund.

As at 29.05.2026. Source: MGIM

Fund & share class details

Fund details	
Investment manager	Momentum Global Investment Management Limited (MGIM)
Inception	5 November 2012
Currency	GBP
IA sector	Mixed Investment 20-60% Shares
Structure	UCITS
Dealing	Daily

Share class details	A (Acc)	I (Acc)	I (Inc)
Minimum investment	GBP 1,000	GBP 50m	GBP 50m
ISIN	GB00B7W1TW44	GB00BN6RCT81	GB00BN6RCV04
SEDOL	B7W1TW4	BN6RCT8	BN6RCV0
Citicode	GGML	HPSH	WGES
Month-end price (NAV)	174.57p	117.59p	100.00p

Annual charges	A (Acc)	I (Acc)	I (Inc)
AMC	0.75%	0.50%	0.50%
OCF ¹	1.51%	1.26%	1.26%

Fund wrappers	
ISAs	
SIPPs	
Personal pensions	
Onshore bonds	
Offshore bonds	

¹As at 15.05.2026. The OCF (Ongoing Charges Figure) is the total expenses paid by the Fund, annualised, against its average net asset value. The OCF will fluctuate as the average net assets and costs change.

Contact us

Steve Hunter
Head of Business Development
D 0151 906 2481 M 07470 478 974
E steve.hunter@momentum.co.uk

Emma Clift
Head of Distribution Services
D 020 7618 1806
E distributionservices@momentum.co.uk

Jonathan Garner
Business Development Consultant
D 0151 906 2479 M 07469 392 164
E jonathan.garner@momentum.co.uk

Direct Dealing Line
Valu-Trac Administration Services
T 01343 880344

Important information

Fact sheet asset allocation percentages are in some cases based on the normalised (or benchmark) asset allocations of investee funds, as opposed to the actual exposures of those funds at the date of the fact sheet. This reflects the expected average allocation over time which will result from decisions to hold particular funds.
Momentum Diversified Funds are sub-funds of the VT Momentum Investment Funds ICVC umbrella, an open-ended investment company which is authorised by the Financial Conduct Authority (FCA). Valu-Trac Investment Management Limited (authorised and regulated by the FCA) acts as the Authorised Corporate Director (ACD) of the VT Momentum Investment Funds ICVC. Investment in the Funds may not be suitable for all investors. This document is for information only and does not provide you with all of the facts that you need to make an informed investment decision. Investors should read the Key Investor Information Document (KIID) and seek professional investment advice prior to investment. The prospectus and KIID documents are available (in English) on the ACD's website via www.valu-trac.com. This financial promotion is issued by Momentum Global Investment Management Limited (MGIM), company registration no. 3733094, with its registered office at 3 More London Riverside, London SE1 2AQ. MGIM is authorised and regulated by the Financial Conduct Authority in the UK (firm reference no. 232357).
Fund ratings: Defaqto is a financial information business. Profile published 20.03.2026 by Distribution Technology based on data and information as at 31.12.2025. FE Crown Fund Ratings as at 31.01.2026 do not constitute investment advice offered by FE and should not be used as the sole basis for making any investment decision. All rights reserved. The views expressed are those of the fund manager at the time of writing and are subject to change without notice. Past performance is no guarantee of future results.