

Momentum Managed Portfolio 4

31 December 2024

For professional advisors only

INVESTMENT OBJECTIVE & STRATEGY

To achieve inflation beating returns over time from a mix of different asset classes, within a tight risk controlled framework. The Portfolio can invest in a range of asset classes such as equities, bonds, real assets, absolute return funds and cash. Managed Portfolio 4 is designed to target a real return (above inflation) of 4% over the longer term and is aimed at investors who have a low tolerance for risk.

INVESTMENT TEAM



Alex Harvey, CFA
Lead Oversight
Senior Portfolio Manager
& Investment Strategist



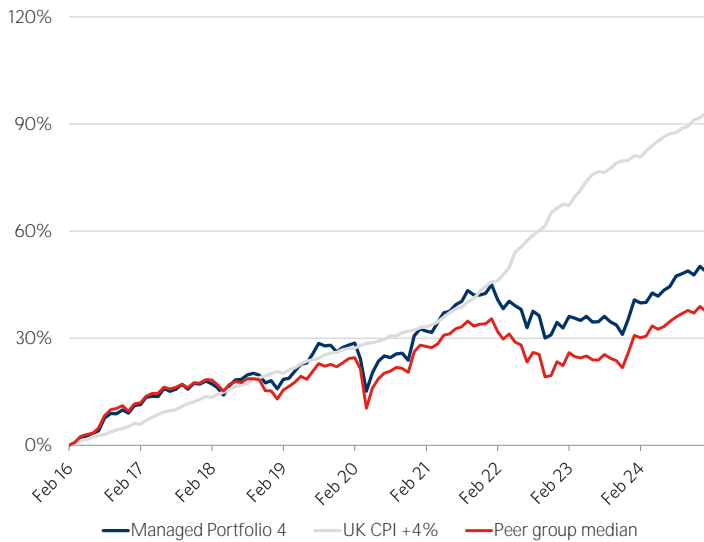
Gregoire Sharma, CFA
Senior Portfolio
& Research Analyst



Gabby Byron
Investment Services
Executive

Our investment approach is team based with all portfolio managers having specific areas of research focus and access to and input from the wider Momentum Global Investments team.

HISTORICAL CUMULATIVE PERFORMANCE SINCE FEBRUARY 2016¹



CUMULATIVE PERFORMANCE (%)	1 month	3 months	6 months	1 year	3 years	5 years	Since inception annualised
Portfolio return	(1.0)	(0.1)	2.9	5.7	2.5	16.1	4.4
UK CPI +4%	0.6	2.0	3.1	6.6	32.5	51.9	7.0
Peer group median	(1.0)	(0.2)	2.1	5.1	1.5	10.6	4.3

DISCRETE ANNUAL PERFORMANCE (%)	31 Dec 2024	31 Dec 2023	31 Dec 2022	31 Dec 2021	31 Dec 2020
Portfolio return	5.7	5.9	(8.4)	9.4	3.5

Sources: Bloomberg Finance LP, Morningstar, MGIM.
Peer group: Dynamic Planner Risk Profile 4. Performance is calculated on a total return basis in GBP terms. The value of the underlying funds and the income generated from them can go down as well as up, and is not guaranteed. Investors may not get back the original amount invested. The value of investments involving exposure to foreign currencies can be affected by currency exchange rate fluctuations. Past performance is not a guide to future performance.

MONTHLY COMMENTARY

- December's market performance reflected ongoing uncertainties heading into 2025. The Fed's anticipated 25bps rate cut materialised but was tempered by a quarterly dot plot projecting only two rate cuts for 2025 - half the expected number in September. Fed Chair Powell reiterated the need for further progress on inflation before cutting rates further.
- Forward indicators of activity were resilient in the US but weak in Europe and the UK, with recession risks rising in Germany and France. UK business confidence collapsed after October's budget, reviving stagflation fears with core inflation at 3.3%, weekly earnings rising 5.2%, and growth in negative territory. China's policy shifts toward monetary easing and fiscal policy provided hope, though Trump's trade tariffs cast uncertainty.
- Markets reflected these challenges with weakness across major asset classes. Global equities, measured by the MSCI World index, fell -1.0% in December while global emerging markets returned 1.5%. Elsewhere, the ICE BofA Global Broad Market index declined -2.4%, with UK gilts and UK investment grade bonds returning -2.5% and -0.6% respectively. US Treasuries and US investment grade bonds returned -0.1% and -0.5%, with the dollar rising 1.7% against the pound.
- The most significant move was in bonds, with longer maturity yields rising due to inflation fears, slower rate cuts, and concerns over rising government debt. The US 10-year Treasury yield ended the year at almost 4.6%, up 100bps since September's rate cut, while UK 30-year bond yields hit a 21st-century high of 5.13%, driven by stagflation concerns.
- Uncertainty remains elevated as markets brace for President Trump's inauguration and the implementation of his policy agenda. Risks from policy missteps, sticky inflation, high tariffs, high government debt levels, and geopolitical tensions weigh on the outlook, while high equity valuations add to investor caution.
- The policy easing cycle is expected to continue, supporting equities, while the recent bond sell-off has improved fixed income valuations. Opportunities lie in US equities beyond megacap tech stocks and in markets outside the US where valuations are generally more attractive. We remain cautiously constructive for 2025.

Source: Bloomberg Finance LP, MGIM

PLATFORM AVAILABILITY

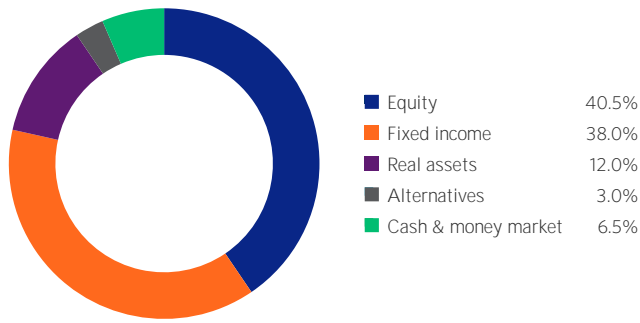


PORTFOLIO RATINGS

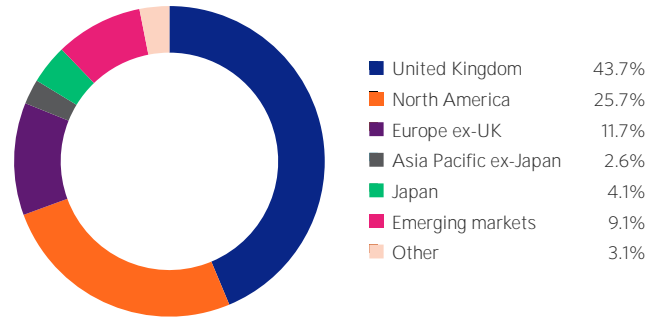


Actual performance may vary subject to the timely execution of orders.
Sources: Bloomberg Finance LP, MGIM, unless otherwise stated. ¹Managed Portfolio 4 and Managed Portfolio 4a were merged in November 2017. Historical performance figures prior to the merger in November 2017 have been simulated to represent 50% of Managed Portfolio 4 and 50% of Managed Portfolio 4a. The Managed Portfolios' returns are net of the AMC and underlying fund charges but do not take into account the platform provider's charges. Performance may also differ depending upon which platform is used to access the Momentum Managed Portfolios due to different rebates and fees agreed with the Fund Manager by the Platforms. MGIM commenced management as at February 2016.

ASSET ALLOCATION



GEOGRAPHIC ALLOCATION



Allocations subject to change. Source: MGIM

TOP TEN HOLDINGS

HOLDING	Percentage
1. Vanguard US Government Bond Index	10.5%
2. TM Redwheel UK Equity Income	8.0%
3. VT RM Alternative Income	8.0%
4. IFSL Evenlode Global Income	7.5%
5. iShares UK Gilts All Stocks Index	6.5%
6. Jupiter UK Smaller Companies	5.5%
7. Fidelity Index World	5.0%
8. Trojan Global Equity	5.0%
9. BlackRock ICS Sterling Liquidity	4.5%
10. Vanguard Euro Government Bond Index	4.5%

PORTFOLIO DETAILS

PORTFOLIO DETAILS	
Investment manager	Momentum Global Investment Management Limited (MGIM)
Inception	1 January 2010
MGIM management from	1 February 2016
Currency	GBP
Minimum investment	£1,000
Tactical version	.v48
Target volatility	6-9%
Target return	UK CPI +4% (net)
AMC	0.25%
OCF ²	0.74%

Source: MGIM

²As at 31.12.2024, 0.74% of the Net Asset Value of the portfolio was incurred as charges, levies and fees related to the management of the portfolio. The ratio does not include platform provider's charges.

CONTACT US

STEVE HUNTER
Head of Business Development
D 0151 906 2481 M 07470 478 974
E steve.hunter@momentum.co.uk

JONATHAN GARNER
Business Development Consultant
D 0151 906 2479 M 07469 392 164
E jonathan.garner@momentum.co.uk

ALISTAIR YEOMAN
Business Development Consultant
D 020 7618 1785 M 07789 745 214
E alistair.yeoman@momentum.co.uk

EMMA CLIFT
Head of Distribution Services
D 020 7618 1806
E distributionservices@momentum.co.uk

IMPORTANT INFORMATION

Fact sheet asset allocation percentages are in some cases based on the normalised (or benchmark) asset allocations of investee funds, as opposed to the actual exposures of those funds at the date of the fact sheet. This reflects the expected average allocation over time which will result from decisions to hold particular funds.

This material is confidential and is intended solely for the use of the person or persons to whom it is given or sent and may not be reproduced, copied or given, in whole or in part, to any other person. It is not an invitation to subscribe and is by way of information only. Nothing contained herein constitutes investment, legal, tax or other advice nor is it to be solely relied on in making an investment or other decision. If you are considering investing in the Momentum Managed Portfolios clients should consult a suitably qualified and approved Financial Adviser. The performance shown represents performance of the Managed Portfolios that are periodically restructured and rebalanced based on the impact of material, economic and market factors that influence MGIM's decision-making on asset allocation. The Managed Portfolios are applied to client accounts by the platform provider but it may take some time for the client accounts to mirror the performance of the Managed Portfolios. It is for this reason that client accounts may not have achieved exactly the same returns as the Managed Portfolios. The performance of the Managed Portfolios is based on the actual performance of the underlying funds included in the portfolios. These performance figures have not been audited by an external body. The value of investments may go down as well as up and the value will depend on fluctuations in financial markets outside MGIM's control, as a result an investor may not get back the amount invested. Past performance is not indicative of future performance and reference to a security is not a recommendation to buy or sell that security. Portfolio ratings: Defaqto is a financial information business. Profile published 18.11.2024 by Distribution Technology based on data and information as at 30.09.2024. Full FinaMetrica Risk Tolerance Risk scores for the Portfolios is available upon request.

This material is issued and approved by MGIM, authorised and regulated by the Financial Conduct Authority (FCA). MGIM is registered in England and Wales No. 03733094. Registered Office: The Rex Building, 62 Queen Street, London EC4R 1EB.