

Momentum Managed Portfolio 6

28 June 2024

For professional advisors only

INVESTMENT OBJECTIVE & STRATEGY

To achieve inflation beating returns over time from a mix of different asset classes, within a tight risk controlled framework. The Portfolio can invest in a range of asset classes such as equities, bonds, real assets, absolute return funds and cash. Managed Portfolio 6 is designed to target a real return (above inflation) of 6% over the longer term and is aimed at investors who have a medium tolerance for risk.

INVESTMENT TEAM



Alex Harvey
Lead Oversight
Senior Portfolio Manager
& Investment Strategist



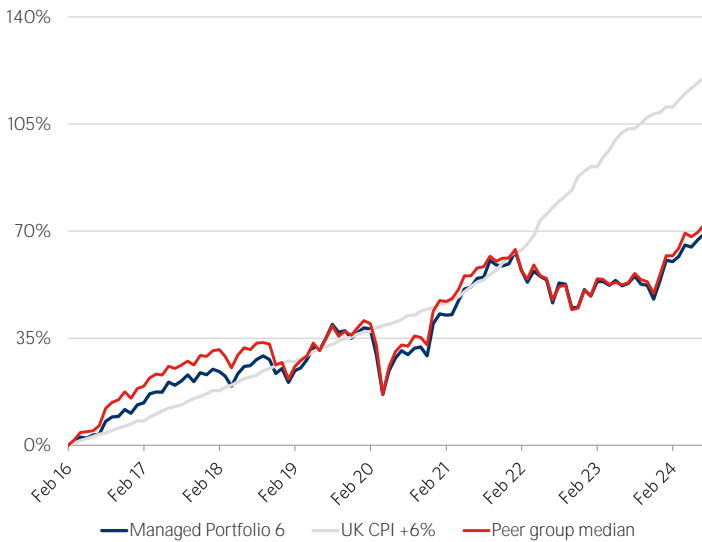
Gregoire Sharma
Senior Portfolio
& Research Analyst



Gabby Byron
Investment Services
Executive

Our investment approach is team based with all portfolio managers having specific areas of research focus and access to and input from the wider Momentum Global Investments team.

HISTORICAL CUMULATIVE PERFORMANCE SINCE FEBRUARY 2016¹



CUMULATIVE PERFORMANCE (%)	1 month	3 months	6 months	1 year	3 years	5 years	Since inception annualised
Portfolio return	1.1	2.1	5.3	10.5	9.3	25.2	6.0
UK CPI +6%	0.7	2.4	4.5	8.2	43.6	66.4	9.1
Peer group median	1.4	1.6	6.2	12.3	8.9	27.5	6.4

DISCRETE ANNUAL PERFORMANCE (%)	30 Jun 2024	30 Jun 2023	30 Jun 2022	30 Jun 2021	30 Jun 2020
Portfolio return	10.5	4.3	(5.2)	18.1	(3.0)

Sources: Bloomberg Finance LP, Morningstar, MGIM.
Peer group: Dynamic Planner Risk Profile 6. Performance is calculated on a total return basis in GBP terms. The value of the underlying funds and the income generated from them can go down as well as up, and is not guaranteed. Investors may not get back the original amount invested. The value of investments involving exposure to foreign currencies can be affected by currency exchange rate fluctuations. Past performance is not a guide to future performance.

MONTHLY COMMENTARY

- Broad equity indices masked an extraordinary dominance of megacap tech stocks, where the AI boom continues to leave behind those who fail to embrace it driving the US index to multiple new highs over the quarter.
- Equity markets outside the US were mixed, with Japan consolidating after a surge in Q1, Europe flat, held back by weak growth prospects and political worries in France, while the UK continued its recovery.
- Emerging markets were buoyed by a bounce back for China despite considerable headwinds.
- Bonds were generally flat over the quarter with credit spreads remaining at historically low levels.
- Returns were obscured by a significantly wide trading range, a reflection of the considerable uncertainty about the timing and extent of rate cuts.
- The pace of decline of inflation continues to be a key driver of markets and while data in recent weeks showed tentative signs of softening, the Fed remains cautious about cutting rates too soon.
- Global developed markets returned 2.7% with emerging markets returning 4.7%. Within developed equities, the US was the strongest performer over the month returning 4.3%. UK small-caps and continental Europe were the laggards, returning -3.1% and -1.6% respectively.
- UK gilts and UK investment grade corporate bonds returned 1.3% and 0.8% in June, whilst US treasuries and US investment grade corporate bonds returned 1.7% and 0.8% respectively, supported by the dollar which rose 0.8% against the pound.

Source: Bloomberg Finance LP, MGIM

PLATFORM AVAILABILITY

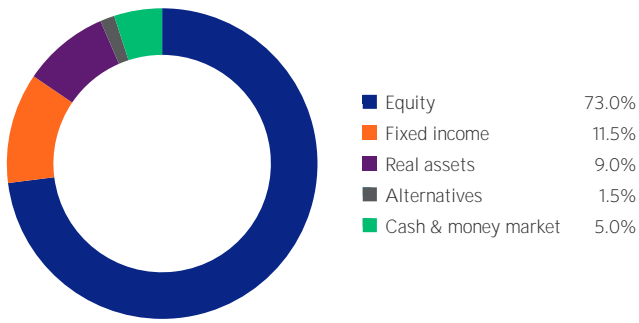


FUND RATINGS

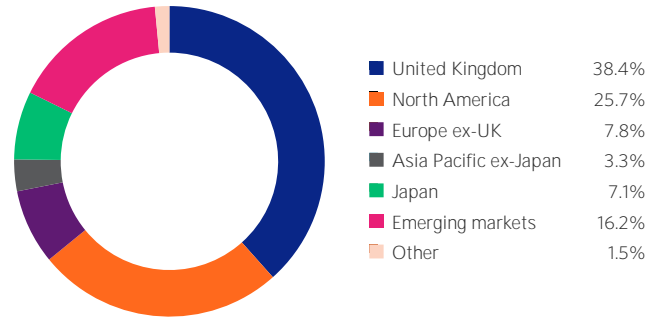


Actual performance may vary subject to the timely execution of orders.
Sources: Bloomberg Finance LP, MGIM, unless otherwise stated. ¹The Managed Portfolios' returns are net of the AMC and underlying fund charges but do not take into account the platform provider's charges. Performance may also differ depending upon which platform is used to access the Momentum Managed Portfolios due to different rebates and fees agreed with the Fund Manager by the Platforms. MGIM commenced management as at February 2016.

ASSET ALLOCATION



GEOGRAPHIC ALLOCATION



Allocations subject to change. Source: MGIM

TOP TEN HOLDINGS

HOLDING	Percentage
1. TM Redwheel UK Equity Income	11.5%
2. Fidelity Index World	10.0%
3. IFSL Evenlode Global Income	10.0%
4. Trojan Global Equity	7.5%
5. Jupiter UK Smaller Companies	7.0%
6. IFSL Evenlode Income	6.5%
7. JPM Emerging Markets Income	5.5%
8. Fidelity Index Japan	5.0%
9. Stewart Investors Asia Pacific Leaders Sustainability	5.0%
10. VT RM Alternative Income	4.0%

Source: MGIM

PORTFOLIO DETAILS

PORTFOLIO DETAILS	
Investment manager	Momentum Global Investment Management Limited (MGIM)
Inception	1 January 2010
MGIM management from	1 February 2016
Currency	GBP
Minimum investment	£1,000
Tactical version	.v48
Target volatility	10-14%
Target return	UK CPI +6% (net)
AMC	0.25%
OCF ²	0.85%

²As at 30.06.2024, 0.85% of the Net Asset Value of the portfolio was incurred as charges, levies and fees related to the management of the portfolio. The ratio does not include platform provider's charges.

CONTACT US

STEVE HUNTER
Head of Business Development
D 0151 906 2481 M 07470 478 974
E steve.hunter@momentum.co.uk

JONATHAN GARNER
Business Development Consultant
D 0151 906 2479 M 07469 392 164
E jonathan.garner@momentum.co.uk

ALISTAIR YEOMAN
Business Development Consultant
D 020 7618 1785 M 07789 745 214
E alistair.yeoman@momentum.co.uk

EMMA CLIFT
Head of Distribution Services
D 020 7618 1806
E distributionservices@momentum.co.uk

IMPORTANT INFORMATION

Factsheet asset allocation percentages are in some cases based on the normalised (or benchmark) asset allocations of investee funds, as opposed to the actual exposures of those funds at the date of the factsheet. This reflects the expected average allocation over time which will result from decisions to hold particular funds.

This material is confidential and is intended solely for the use of the person or persons to whom it is given or sent and may not be reproduced, copied or given, in whole or in part, to any other person. It is not an invitation to subscribe and is by way of information only. Nothing contained herein constitutes investment, legal, tax or other advice nor is it to be solely relied on in making an investment or other decision. If you are considering investing in the Momentum Managed Portfolios clients should consult a suitably qualified and approved Financial Adviser. The performance shown represents performance of the Managed Portfolios that are periodically restructured and rebalanced based on the impact of material, economic and market factors that influence MGIM's decision-making on asset allocation. The Managed Portfolios are applied to client accounts by the platform provider but it may take some time for the client accounts to mirror the performance of the Managed Portfolios. It is for this reason that client accounts may not have achieved exactly the same returns as the Managed Portfolios. The performance of the Managed Portfolios is based on the actual performance of the underlying funds included in the portfolios. These performance figures have not been audited by an external body. The value of investments may go down as well as up and the value will depend on fluctuations in financial markets outside MGIM's control, as a result an investor may not get back the amount invested. Past performance is not indicative of future performance and reference to a security is not a recommendation to buy or sell that security. This material is issued and approved by MGIM, authorised and regulated by the Financial Conduct Authority (FCA). MGIM is registered in England and Wales No. 03733094. Registered Office: The Rex Building, 62 Queen Street, London EC4R 1EB. Ratings: Defaqto is a financial information business. Profile published 18.06.2024 by Distribution Technology based on data and information as at 31.03.2024. Full FinaMetrica Risk Tolerance Risk scores for the Portfolios is available upon request.